

NEW ZEALAND 658-16-70  
HONEY MARKETING AUTHORITY



FIFTEENTH  
Annual Report and  
Statement of Accounts  
for Year Ended August 31st, 1968

Furnished to the Hon. the Minister of Agriculture for presentation to the  
House of Representatives pursuant to the provisions of the Primary  
Products Marketing Act, 1953

**NEW ZEALAND  
HONEY MARKETING AUTHORITY**

**GENERAL MANAGER**

T. R. EDGERLEY, A.R.A.N.Z., C.M.A.N.Z., A.N.Z.I.M.

**HEAD OFFICE, STORE AND PROCESSING PLANT**

CNR. GARFIELD AND CHURTON STS., PARNELL, AUCKLAND

**AUCKLAND PLANT MANAGER**

M. BRADSTOCK

POSTAL ADDRESS	CABLE ADDRESS	TELEPHONE
P.O. BOX 2615 AUCKLAND	"HONEYMARK" AUCKLAND	362-574 AUCKLAND

**BRANCH PROCESSING PLANTS**

16 HORTON RD. PLEASANT POINT, TIMARU.	235 BUCHANANS RD., HORNBY, CHRISTCHURCH.
<b>PLANT MANAGER</b> K. HOLLAND	<b>PLANT MANAGER</b> W. MERRITT

**HONEY RECEIVING DEPOTS**

HAWKES BAY	.....	.....	Williams & Creagh Ltd. P.O. Box 2013 Ahuriri.
WESTLAND	.....	.....	W. Greenhill & Co. Ltd. P.O. Box 81 Greymouth.
CANTERBURY	.....	.....	N.Z. Express Co. Ltd. P.O. Box 86 Christchurch.
SOUTH CANTERBURY	.....	.....	N.Z. Express Co. Ltd. P.O. Box 152 Timaru.
OTAGO	.....	.....	Spencer & Dunkley Ltd. P.O. Box 600 Dunedin.
SOUTHLAND	.....	.....	N.Z. Express Co. (Invercargill) Ltd. P.O. Box 38 Invercargill.
PICTON	.....	.....	Notional Depot Only.
NELSON	.....	.....	Notional Depot Only.
NEW PLYMOUTH	.....	.....	Notional Depot Only.

**NEW ZEALAND  
HONEY MARKETING AUTHORITY**

**MEMBERS OF AUTHORITY  
AS AT AUGUST 31st, 1968**

**PRODUCER MEMBERS**

J. W. FRASER, N.D.Ap.(N.Z.), Ryal Bush (Chairman).  
 J. D. LORIMER, N.D.Ap.(N.Z.), Hamilton (Deputy Chairman).  
 J. R. BARBER, Pio Pio.  
 H. CLOAKE, N.D.Ap.(N.Z.) Timaru.

**GOVERNMENT REPRESENTATIVE**

E. W. LEE, A.R.A.N.Z., Wellington.

**TABLE OF CONTENTS**

	<b>Page</b>
Membership of Authority .....	3
Report to Minister of Agriculture .....	4 - 5
<b>Financial Section</b>	
Report of the Audit Office .....	5
Honey Processing and Marketing Account .....	6 - 7
Income and Expenditure Account .....	8 - 9
Appropriation Account .....	8 - 9
Stock Fluctuation Account .....	10 - 11
Balance Sheet .....	10 - 11
<b>Statistical Section</b>	
A. Analysis of Local Trading .....	12
B. Analysis of Overseas Trading .....	12
C. Analysis of Closing Honey Stocks .....	12
D. Direct Costs of Packing Operation .....	13
E. Particulars of Honey Levy Revenue .....	13
F. Distributors of Honey Levy .....	14
G. Particulars of Distribution to Suppliers .....	14
H. Comparison of Payments to Suppliers 1967/68 Season .....	15
I. Comparison of Payments to Suppliers (3 years) .....	15
J. Comparison of Average Gradings & Overall Average Payments per lb. (10 years) .....	15
K. Seals Revenue (10 years) .....	16
L. Supply to Authority (10 years) .....	16
M. Export Sales by Authority (10 years) .....	17
N. Local Sales by Authority (10 years) .....	17
O. Particulars of Supply .....	18
P. Particulars of Overseas and Local Sales .....	18
Q. Particulars of Closing Honey Stocks .....	19

27 MAY 1969

**NEW ZEALAND  
HONEY MARKETING AUTHORITY  
FIFTEENTH ANNUAL REPORT  
and  
STATEMENT OF ACCOUNTS**

The Hon. Minister of Agriculture,  
Wellington.

Sir,

In compliance with Section 11 of the Primary Products Marketing Act, 1951, I am submitting to you the Annual Report of the New Zealand Honey Marketing Authority for the year ending August 31st, 1968.

**Personnel of the Authority**

As no election of Producer Representatives was held in 1968, the membership remains unchanged.

**Conditions of Supply**

No basic alterations were made to the conditions of supply for the 1967-68 year as offered to producers in November, 1967. However, in the light of the disastrous crop conditions which were experienced in many areas, the Authority in March cancelled the existing conditions of supply, and producers were guaranteed a minimum final payment of 14 cents per lb. In addition, producers were encouraged to take advantage of an extended straight purchase system which proved to be particularly valuable in assuring continuity of supply for several of the specialty packs of named floral sources which were in short supply.

**South Island Branches**

In June, 1968, the Authority acquired the property, plant, stocks and goodwill of the honey packing businesses formerly owned by Messrs D. F. Penrose Ltd at Hornby and Messrs R. L. Holland and Co. at Pleasant Point. In addition to giving producer control of a major proportion of the honey sold through trade channels in New Zealand, the purchase of these businesses made immediately available for export honey stocks held by them surplus to their requirements.

**Production and Intake**

The intake of 494 tons (Auckland Plant only) represented the lowest seasonal intake on record. However honey stocks taken over on the purchase of the two South Island Branches increased the stocks available to the Authority and Branch trading results for the 3 months to 31st August, 1968, materially assisted by enabling the Authority's overheads to be allocated over an increased volume of honey, reducing the overhead cost per lb.

**Payout**

In accordance with the amended conditions of supply, final payments were made on the basis of 14 cents per lb pro rata. Suppliers to the two businesses purchased by the Authority were paid according to the contracts entered into with the previous owners.

**Markets and General Marketing Policy**

Overseas prices for bulk honey have been held at consistently high levels, and the policy of selling in retail containers has been successfully followed within the limits imposed by the availability of stocks.

**Reserves**

Following two very low production years, and the purchase of the two South Island branches, the Authority's reserves are completely exhausted.

However, with the increased turnover due to the greater volume of business now being done, and a greatly reduced cost per lb of overheads, together with the increased assets following the purchase of the South Island properties, the Authority is in a stronger position following than before.

In the light of these changed circumstances, the Authority has plans for a complete revision of the conditions of supply for future years, especially as they affect grading, freights, supply of containers, and advance payments to producers.

Yours faithfully,

J. W. FRASER, Chairman

---

**FINANCIAL SECTION**

**REPORT OF THE AUDIT OFFICE**

To the Chairman and Members of the New Zealand Honey Marketing Authority.

The Audit Office, acting under statutory authority, has audited the accounts of the New Zealand Honey Marketing Authority for the year ended 31st August, 1968.

The Audit included such reviews of the accounting procedures and tests of the accounting records and other supporting evidence as were considered necessary in terms of section 20, Public Revenues Act, 1953. All the information and explanations required have been obtained. The financial transactions which have come under notice have been within statutory authority.

In the opinion of the Audit Office the attached Balance Sheet and accompanying accounts give a true and fair view of the state of affairs of the Authority as at 31st August, 1968, and of the results of the financial operations of the year.

L. V. BROWNE, Assistant Controller and Auditor-General.

NEW ZEALAND HONEY  
HONEY PROCESSING AND  
FOR THE YEAR ENDING

1966/67*		1967/68
\$		\$
	<b>Direct Charges</b>	
—	Honey Purchases .....	\$ 59,431
30,850	Handling Charges .....	33,630
262	Marine Insurance .....	217
12,247	Commission .....	10,552
<u>43,359</u>		<u>103,830</u>
	<b>Processing &amp; Blending Costs</b>	
4,156	Fuel Repairs & Maintenance .....	5,297
52,102	Packing Materials .....	60,941
15,386	Wages .....	16,173
<u>71,644</u>		<u>82,411</u>
	<b>Miscellaneous</b>	
682	Advertising .....	657
10,666	Store & Depot Costs .....	9,125
7,486	Interest (Building Loan) .....	7,281
2,052	Rates, Rent .....	2,994
981	Insurance .....	694
5,214	Depreciation .....	6,740
179	Repairs & Maintenance .....	1,000
<u>27,260</u>		<u>28,481</u>
142,263		214,733
	<b>Branches Honey Stock</b>	
	Stocks as at 1st June, 1968 .....	54,486
	Less Stocks as at 31st August, 1968	
	Local — Forward Sales .....	9,228
	— Unsold .....	55,481
		64,709
		<u>10,223</u>
		204,509
	<b>Other Honey Stock</b>	
183,835	Stocks as at 1st September, 1967 .....	127,724
	Less Stocks as at 31st August, 1968	
-36,352	Local — Forward Sales .....	12,558
-48,364	— Unsold .....	51,308
-84,716		63,866
-43,008	Overseas — Forward Sales .....	13,605
-127,724		77,471
<u>56,111</u>		<u>50,251</u>
163,420	Balance transferred to Income and Expenditure Account .....	148,321
<u>\$361,794</u>		<u>\$403,083</u>

**FOOTNOTE:**

The Account includes 3 months Trading only of the Christchurch and Timaru Branches Purchased on 1st June, 1968.  
\* Comparative Figures for Auckland Branch only.

MARKETING AUTHORITY  
 MARKETING ACCOUNT  
 AUGUST 31st, 1968

1966/67 <sup>o</sup>		1967/68	
\$	Sales	\$	\$
132,977	Overseas .....	127,541	
223,341	Local .....	187,213	
—	Branches .....	84,502	
<u>356,318</u>			399,256
	Miscellaneous		
216	Storage & Forklift Hire .....	294	
5,143	Recoveries — Sale & Hire of Containers .....	3,462	
117	Penalties — Low Specific Gravity and Sub standard packaging .....	71	
<u>5,476</u>			3,827

\$361,794

\$403,083

NEW ZEALAND HONEY  
INCOME AND EXPENSES  
FOR THE YEAR ENDING

1966/67 <sup>2</sup>		1967/68	
\$		\$	\$
	<b>Administration</b>		
2,803	Printing, Stationery, Postages etc. ....		
1,483	General Expenses .....	2,633	
578	Audit Fees .....	3,415	
13,523	Salaries .....	580	
2,973	Members — Honararia .....	14,207	
1,108	— Travelling Expenses .....	3,000	
101	— Election Expenses .....	2,325	
1,833	Interest .....	42	
154	Rates .....	1,663	
151	Insurance .....	159	
14	Repairs & Maintenance — Building .....	168	
11,342	Advertising .....	71	
<u>36,063</u>		<u>6,724</u>	
	<b>Grants</b>		34,917
2,600	National Beekeepers' Assoc. ....	2,600	
616	Industry Development .....	585	
<u>3,216</u>			3,185
	<b>Depreciation</b>		
919	Building & Office Equipment .....	811	811
	Surplus Transferred to Consolidated Appropriation Account .....		
161,950		142,662	
<u>\$202,148</u>		<u>\$181,648</u>	

APPROPRIATION  
FOR THE YEAR ENDING

1966/67*		1967/68	
\$		\$	
7,264	**General Reserve Account .....	4,888	
3,569	Mortgage Redemption Reserve — Principal Instalment .....	3,737	
	Stock Fluctuation Account .....	26,000	
45,430	Adjusting Provision made for year ending 31/8/67 .....	140,644	
146,197	Distribution to Suppliers .....	<u>\$175,317</u>	
<u>\$202,460</u>			

\*\*Surplus from Actual and Expected realisation of unsold Stock held at 31/8/67

**FOOTNOTE:**

The Account includes 3 months Trading only of the Christchurch and Timaru Branches Purchased on 1st June, 1968.  
\* Comparative Figures for Auckland Branch only.



**MARKETING AUTHORITY  
EXPENDITURE ACCOUNT**  
AUGUST 31st, 1968

1966/67*		1967/68
\$		\$
	Balance Transferred from Marketing Account .....	148,321
163,420	Levy	27,983
	Cardboard Cartons .....	4,213
32,514	Canisters .....	320
5,118	Labels 1967/68 (Less) .....	1,462
721	Adhesive Seals .....	33,338
632		13
38,985	Less Cost of Printing .....	33,325
-257		
<u>38,728</u>		

\$181,646

\$202,148

**ACCOUNT**  
AUGUST 31st, 1968

1966/67*		1967/68
\$		\$
161,950	Surplus Transferred from Income & Expenditure .....	142,663
14,510	**Transfer from Overhead Equalisation Reserve .....	—
	Transfer from Stock Fluctuation Account .....	
26,000	Adjustment made for year ending 31/8/68 .....	29,069
	Transfer from General Reserve .....	3,585
<u>\$202,460</u>		<u>\$175,317</u>

\*\*No Reserves available for Transfer of 1967/68 Overhead Equalisation Adjustment of \$19,536 to Appropriation Account.

**NEW ZEALAND HONEY  
STOCK FLUCTUATION  
FOR THE YEAR ENDING**

		1967/68
1966/67*		\$
\$		\$
26,000	Transfer to Appropriation Account	29,069
	Adjustment for Year Ending 31/8/68	—
	Provision for Difference Between Estimated Realisation	—
	and Standard Valuation of Stock at 31/8/68	—
54,000	Balance 31/8/68	50,931
<u>\$80,000</u>		<u>\$80,000</u>

**BALANCE SHEET AS**

			1967/68
1966/67*			\$
\$	<b>Current Liabilities</b>		\$
109,307	Bank Overdraft — Reserve Bank		216,145
—	— BNZ		12,698
11,411	Trade Creditors		11,431
45,362	Honey Suppliers — Final Payment Due		30,197
<u>166,080</u>			<u>270,471</u>
	<b>Reserves &amp; Accumulated Funds</b>		
45,698	Accumulated Funds		45,698
—	General Reserve		1,301
54,000	Stock Fluctuation Account		50,931
—	Overhead Equalisation Reserve		—
958	General Advertising Reserve		770
<u>100,656</u>			<u>98,700</u>
	<b>Long Term Liabilities &amp; Capital Reserves</b>		
158,207	Loan — State Advances Corporation		154,420
	Mortgage Redemption Reserve 31/8/67	21,793	
21,793	Repayment Current Year	3,787	25,580
180,000			180,000
—	Mortgage — (Repayable 31/5/69)		10,000
			<u>190,000</u>
			<u>\$559,171</u>
<u>\$446,736</u>			

**Lease**

A compulsory Purchase Clause for the Christchurch Branch Premises at \$30,000 must be exercised within the term of the Lease expiring on 31st May, 1973.

**Footnote:**

The Accounts include 3 months Trading only of the Christchurch & Timaru Branches Purchased on 1st June, 1968.  
\*Comparative Figures for Auckland Branch only.

MARKETING AUTHORITY  
ACCOUNT  
AUGUST 31st, 1968

1966/67*		1967/68
\$		\$
34,570	Balance 1st September, 1967	54,000
45,430	Transfer from Appropriation Account	26,000
	Made for Year Ending 31/8/67	Adjusting Provision
		<u>\$80,000</u>
<u>\$80,000</u>		

AT 31st AUGUST, 1968.

1966/67*		1967/68	
\$		\$	\$
60	Cash	140	140
3,725	Bank Current Account B.N.Z.	95,343	
33,841	Debtors — Local	26,022	
17,839	— Overseas	23,664	145,029
28,648	— Seals	77,471	
127,724	Honey Stock — Auckland	64,709	142,180
	— Christchurch & Timaru		
	Stocks at Cost	43,613	43,613
31,823	Containers, Packing & Other Materials		330,962
<u>243,660</u>			
	Fixed Assets at Cost	10,600	
7,600	Land	175,667	
171,942	Buildings	69,650	
62,681	Plant & Equipment	8,614	
7,796	Office Furniture & Equipment	264,531	
250,019		53,740	
46,943	Less Accumulated Depreciation		210,791
<u>203,076</u>			
	Intangible Assets		
	Goodwill	16,500	
	Preliminary Expenses	918	17,418
<u>\$446,736</u>			<u>\$559,171</u>

Valuation of Honey Stocks (Bulk)

Auckland Bulk Honey Stocks valued at 11d. (9.167c) per lb.  
Branch Bulk Honey Stocks valued at cost and Freight Inwards.  
\*Comparative Figures for Auckland Branch only.

J. W. FRASER,  
CHAIRMAN,  
20/12/68.

NEW ZEALAND HONEY MARKETING AUTHORITY  
 AUCKLAND BRANCH ONLY  
 FINANCIAL STATISTICS

A. ANALYSIS OF LOCAL TRADING

1967	1968		1967	1968
Tons	\$		Tons	\$
529	223,341	Local Sales—Gross Realisation	392	187,213
	6,457	Less Selling and Distributing Charges		
	9,310	Commission		5,605
		Freight and Cartage		6,049
529	207,574	Realisation ex Store	392	175,559

B. ANALYSIS OF OVERSEAS TRADING

1967	1968		1967	1968
Tons	\$		Tons	\$
300	107,002	Overseas Sales — Gross Realisations	214	79,744
50	25,974	Through Kimpton Bros. Ltd.	77	47,797
		Direct Sales		
350	132,976	Total Sales	291	127,541
		Less Direct Charges		
	16,474	Charges to F.O.B., Freight, Landing,		
	262	Warehousing, Trans-shipment, Overseas de-		
	4,454	livery & General Export Expenses		18,413
	1,335	Marine Insurance		217
		Commission		3,304
		Incentive Commission		682
350	110,451	Realisation ex N.Z. Store	291	104,925
	535	Less Indirect Charges		308
		Overseas Promotion and Advertising		
350	109,916		291	105,233

C. ANALYSIS OF CLOSING HONEY STOCKS

1967	1968		1967	1968
Tons	\$		Tons	\$
		Overseas		
65	17,628	Forward Sales (at estimated "ex Store"	42	12,802
		valuation		
124	25,380	Unsold (at standard valuation of 9.167c	4	803
		per lb. "ex Store")		
		New Zealand		
94	36,352	N.Z. Forward Sales (at estimated "ex	25	12,558
		Store" valuation)		
236	48,363	Unsold (at standard valuation of 9.167c	250	51,308
		per lb. "ex Store")		
519	127,723		321	77,471

NEW ZEALAND HONEY MARKETING AUTHORITY  
D. DIRECT COSTS OF PACKING OPERATIONS

1967		1968	
Tons	\$	Tons	\$
<b>Processing and Blending — Direct Costs</b>			
	4,156		4,935
	8,530		7,450
	<u>12,686</u>		<u>12,385</u>
553	1,238,168 lbs.	396	887,755 lbs.
	at 1.024c per lb.		at 1.395c per lb.
<b>Bulk Blends</b>			
Processing & Blending			
111	2,556	44	1,369
	2,328		848
	<u>4,884</u>		<u>2,217</u>
	1,036		381
	<u>3,848</u>		<u>1,836</u>
111	3,848	44	1,836
<b>Retail Packs</b>			
Processing and Blending			
442	10,129	352	11,016
	49,774		49,060
	6,857		6,165
	<u>66,760</u>		<u>66,241</u>
	4,107		3,055
	<u>62,653</u>		<u>63,176</u>
442	62,653	352	63,176

E. PARTICULARS OF HONEY LEVY REVENUE

1966/67		1967/68	
\$		\$	
632	Sales of Adhesive Weight Stickers	1,462	
32,514	Seals Authorities — Waxed Carboard Cartons	27,983	33,658
5,118	Seals Authorities — Canisters	4,213	320
720	Seals Authorities — Labels and other sources (less)		
<u>38,984</u>		<u>33,338</u>	

NEW ZEALAND HONEY MARKETING AUTHORITY

F. DISTRIBUTION OF HONEY LEVY

1966/67		1967/68
\$	<b>Direct Costs of Collection</b>	\$
	Charges for Stamping Cartons, Alterations to Printing	
257	Blocks, Supplying Weight Stickers, etc. ....	11
	<b>Appropriations</b>	
2,600	Grant to National Beekeepers' Assn of N.Z. Inc. ....	2,600
11,342	Advertising Honey in General ....	6,724
616	Financial Assistance towards Industry Development ....	385
24,169	<b>Balance transferred to General Revenue</b> ....	23,416
<u>\$38,984</u>		<u>\$33,338</u>

G. PARTICULARS OF DISTRIBUTION TO SUPPLIERS

9,760	(a) Honey Purchased from Suppliers on Straight Purchase Basis	lbs.	\$	\$
		473,533		58,260
	<b>(b) Advance Payments to Suppliers on Grading</b>			
		Payout Pts.		
	Payout Points 87.55/over @ 9c.	500,173	520,745	45,015
	Payout Points 87.55/under @ 8c.	89,057	111,333	7,124
		<u>1,105,611</u>	<u>52,139</u>	
	<b>(c) Less with-holding Payments</b>			
89,549	Kamaha A and B.		108	52,031
	<b>(d) Final Payment to Suppliers</b>			
	Payout Points 87.55/over @ 5c.	500,173	520,745	25,008
46,888	Payout Points 87.55/under @ 6c.	89,057	111,333	5,343
<u>\$146,197</u>			<u>30,352</u>	<u>\$140,643</u>

NEW ZEALAND HONEY MARKETING AUTHORITY

STATISTICAL SECTION

H. PARTICULARS OF PAYMENTS TO SUPPLIERS  
1967/68 SEASON

Category	Grade Equivalent	Range of Grading Points	Average Points	Total Payment per 100 Grading Points	Average Payment per lb.
A+	White Clover 95/100	97.35/over	98.92	14.000c	13.849c
A	White Clover 91/94	93.25/97.35	95.49	14.000c	13.367c
B	Clover and Mixed	91.00/93.24	92.39	14.000c	12.933c
C	Extra Light Amber	87.55/90.99	89.45	14.000c	12.523c
D	Light Amber 60/75	79.25/87.54	83.43	14.000c	11.680c
E	Light Amber 50/59	75.75/79.24	77.29	14.000c	10.812c
F	Med. Amber 40/59	72.25/75.74	73.76	14.000c	10.318c
G	Med. Amber 30/39	72.24/under	69.12	14.000c	9.673c

I. COMPARISON OF PAYMENTS TO SUPPLIERS  
3 YEARS 1965/68

Payment Category	Rep. Grading Points	1967/68		1966/67		1965/66	
		Per 100 Grad. Pts.	Per lb. —Cents	Per 100 Grad. Pts.	Per lb. —Cents	Per 100 Grad. Pts.	Per lb. —Cents
A+	97.65	14.000	13.671	12.917	12.613	12.917	12.613
A	95.33	14.000	13.345	12.917	12.313	12.917	12.313
B	93.10	14.000	13.034	12.500	11.637	12.500	11.637
B	92.10	14.000	12.894	12.500	11.512	12.500	11.512
C	88.89	14.000	12.444	12.500	11.111	12.500	11.111
D	82.40	14.000	11.536	12.500	10.300	12.500	10.300
E	77.87	14.000	10.901	12.500	9.734	12.500	9.734
F	73.91	14.000	10.347	11.250	8.315	11.250	8.315
G	71.11	14.000	9.955	11.042	7.852	11.042	7.852
G	70.06	14.000	9.800	11.042	7.729	11.042	7.729

J. COMPARISON OF AVERAGE GRADINGS AND OVERALL  
AVERAGE PAYMENTS PER LB. — 10 YEARS 1959/1968  
(EXCLUDING STRAIGHT PURCHASES)

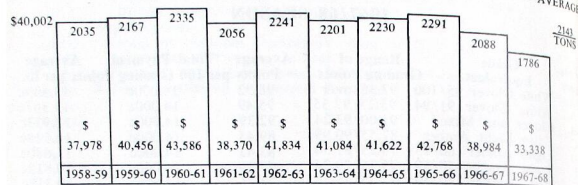
Season	Quantity Tons	Average Grading Points	Overall Average Payment per lb.—c.	Season	Quantity Tons	Average Grading Points	Overall Average Payment per lb.—c.
1958/59	397	91.02	10.92	1963/64	999	91.34	11.59
1959/60	724	86.47	10.44	1964/65	1,297	89.32	11.24
1960/61	853	87.39	10.59	1965/66	709	89.75	11.32
1961/62	1,234	85.09	9.27	1966/67	560	88.29	11.07
1962/63	1,387	89.47	10.84	1967/68	282	93.22	13.05

Note: The overall average payment per lb. reflects the quality and quantity of the Honey supplied in a season and should be studied in conjunction with the tonnage and average grading point figures.

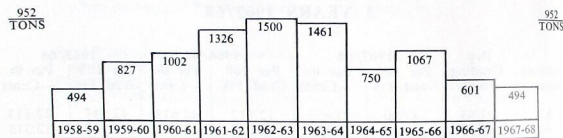
NEW ZEALAND HONEY MARKETING AUTHORITY

**K. SEALS REVENUE AND EQUIVALENT IN TONS OF HONEY**  
(ALL FIGURES REPRESENT TONS EXCEPT WHERE OTHERWISE SHOWN)


10 YEAR  
AVERAGE



**L. HONEY SUPPLIED TO AUTHORITY (IN TONS)**



**TOTAL K and L**  
**TOTAL ANNUAL TONNAGE OF HONEY ACCOUNTED FOR**  
**EITHER BY SUPPLY TO THE AUTHORITY OR LOCAL SALES**  
**ON WHICH SEALS LEVY WAS PAID BY PRODUCERS AND**  
**PACKERS (IN TONS)**



Note: The above figures do not include sales made by producers on which seals levy is exempt.



NEW ZEALAND HONEY MARKETING AUTHORITY

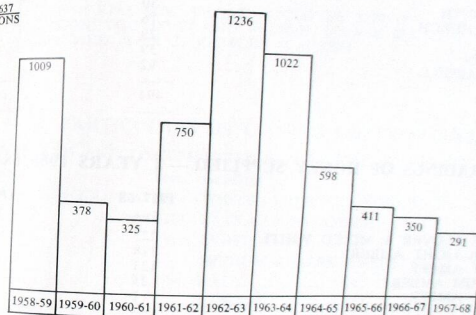
M. EXPORT SALES (IN TONS) BY AUTHORITY  
(COMPLETED SALES—NOT INCLUDING FORWARD SALES)

10 YEAR  
AVERAGE

10 YEAR  
AVERAGE

$\frac{637}{\text{TONS}}$

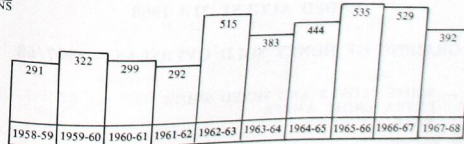
$\frac{637}{\text{TONS}}$



N. LOCAL SALES (IN TONS) BY AUTHORITY  
(BULK AND RETAIL PACKS)

$\frac{400}{\text{TONS}}$

$\frac{400}{\text{TONS}}$



NEW ZEALAND HONEY MARKETING AUTHORITY

O. PARTICULARS OF SUPPLY — 2 YEARS 1966/68

DEPOT RECEIPTS — 2 YEARS 1966/68

	1967/68	1966/67
	Tons Received	Tons Received
AUCKLAND .. .. .	225	293
NAPIER .. .. .	23	49
GREYMOUTH .. .. .	50	70
CHRISTCHURCH .. .. .	16	74
TIMARU .. .. .	29	35
DUNEDIN .. .. .	59	31
INVERCARGILL .. .. .	92	49
	<hr/> 494	<hr/> 601

GRADINGS OF HONEY SUPPLIED — 2 YEARS 1966/68

	1967/68	1966/67
	Tons	Tons
WHITE CLOVER & MIXED WHITE ..	227	234
EXTRA LIGHT AMBER .. .. .	118	172
LIGHT AMBER .. .. .	123	113
MEDIUM AMBER .. .. .	25	81
DARK AMBER .. .. .	1	1
	<hr/> 494	<hr/> 601

P. PARTICULARS OF SALES COMPLETED DURING YEAR  
ENDED AUGUST 31st 1968

GRADING OF HONEY SOLD OVERSEAS — 1967/68

BULK — WHITE CLOVER AND MIXED WHITE .. .. .	Tons
EXTRA LIGHT AMBER .. .. .	107
RATA .. .. .	84
	9
RETAIL PACKS —	
“IMPERIAL BEE” BRAND — CLOVER BLEND .. .. .	40
“HONEYGOLD” BRAND — LIGHT AMBER BLEND .. .. .	2
NAMED FLORAL SOURCES — MIXED .. .. .	49
	<hr/> 291

NEW ZEALAND HONEY MARKETING AUTHORITY  
 LOCAL SALES DURING YEAR ENDING 31st AUGUST 1968

		Gradings	Tons
BULK —	WHITE CLOVER AND MIXED WHITE	.....	1
	EXTRA LIGHT AMBER	.....	4
	LIGHT AMBER	.....	7
	MEDIUM AND DARK AMBER	.....	1
	KAMAHI	.....	16
Total Bulk		.....	29
RETAIL PACKS —	"IMPERIAL BEE" BRAND — CLOVER BLEND	.....	177
	"HONEYGOLD" BRAND — LIGHT AMBER BLEND	.....	73
	NAMED FLORAL SOURCES — MIXED	.....	113
			392

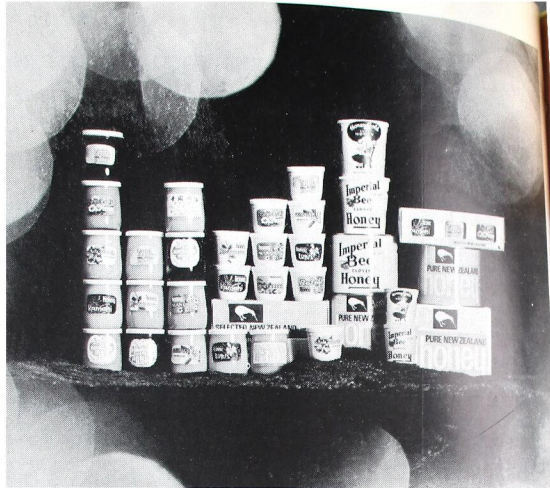
Q. PARTICULARS OF CLOSING HONEY STOCKS

FORWARD AND UNCOMPLETED SALES AS AT 31st AUGUST, 1968				
Overseas	Tons	Gradings	Tons	
UNITED KINGDOM	42 (55)	WHITE CLOVER & MIXED WHITE	14	(30)
NORWAY	— (10)	EXTRA LIGHT AMBER	12	(38)
		LIGHT AMBER	—	(2)
		MEDIUM & DARK AMBER	2	(12)
Local	25 (94)	RATA	16	(—)
		KAMAHI	—	(15)
		"IMPERIAL BEE" Retail Packs	8	(23)
		"HONEYGOLD" Retail Packs	7	(22)
		"SELECTED SOURCES" Retail Packs	8	(17)
	67 (159)		67	(159)

UNSOLD AS AT 31st AUGUST, 1968

		Afloat or Overseas Tons	Held in N.Z. Tons	Total Tons
BULK—	WHITE CLOVER & MIXED			
	WHITE	4 (24)	105 (123)	109 (147)
	EXTRA LIGHT AMBER	(75)	28 (37)	28 (112)
	LIGHT AMBER	— (—)	22 (41)	22 (41)
	MEDIUM AMBER	— (—)	— (21)	— (21)
	KAMAHI	— (—)	23 (10)	23 (10)
	RATA	— (25)	35 (4)	35 (29)
	MANUKA	— (—)	24 (—)	24 (—)
	MANUFACTURING	— (—)	13 (—)	13 (—)
		4 (124)	250 (236)	254 (360)

Note: 1966/67 Figures in Parenthesis.



## Honey

New Zealand Honey has been spread around the tables of the world. Many uses have been found for our natural full flavoured honey by manufacturers of food and other products. The popularity of honey is climbing higher each year as more and more people are becoming aware of the choice of unique flavours available from the wide range of floral sources obtainable from New Zealand's own forest trees, bush plants and field blossoms.