


NEW ZEALAND
HONEY MARKETING AUTHORITY



SEVENTEENTH
Annual Report and
Statement of Accounts
for Year Ended August 31st, 1970

Furnished to the Hon. The Minister of Agriculture for presentation to the
House of Representatives pursuant to the provisions of the Primary
Products Marketing Act, 1953.

**NEW ZEALAND
HONEY MARKETING AUTHORITY**

GENERAL MANAGER

R. MACDONALD, J.P., A.C.A., A.I.A.N.Z.

SECRETARY

C. CARR, A.C.A.

HEAD OFFICE, STORE AND PROCESSING PLANT
CNR. GARFIELD AND CHURTON STS., PARNELL, AUCKLAND

AUCKLAND BRANCH MANAGER

W. WHITBY

POSTAL ADDRESS
P.O. BOX 2615
AUCKLAND

CABLE ADDRESS
"HONEYMARK"
AUCKLAND

TELEPHONE
362-574
AUCKLAND

BRANCH PROCESSING PLANTS

16 HORTON ROAD
PLEASANT POINT, TIMARU
PLANT MANAGER
W. MERRITT

235 BUCHANANS ROAD
HORNBY, CHRISTCHURCH
PLANT MANAGER
J. OLYKAN

HONEY RECEIVING DEPOTS

HAWKES BAY	Williams & Creagh Ltd. P.O. Box 2013 Ahuriri
WESTLAND	W. Greenhill & Co. Ltd. P.O. Box 81 Greymouth
CANTERBURY	N.Z. Express Co Ltd. P.O. Box 86 Christchurch
SOUTH CANTERBURY	N.Z. Express Co. Ltd. P.O. Box 152 Timaru
OTAGO	Spencer & Dunkley Ltd. P.O. Box 600 Dunedin
SOUTHLAND	N.Z. Express Co. (Invercargill) Ltd. P.O. Box 38 Invercargill
PICTON	Notional Depot only
NELSON	Notional Depot only
NEW PLYMOUTH	Notional Depot only

**NEW ZEALAND
HONEY MARKETING AUTHORITY**

**MEMBERS OF AUTHORITY
AS AT AUGUST 31st, 1970**

PRODUCER MEMBERS

R. F. POOLE, N.D.Ap. (N.Z.), Kyeburn (Chairman)
H. CLOAKE, N.D.Ap. (N.Z.), Timaru (Deputy Chairman)
A. K. ECKROYD, Christchurch
J. W. FRASER, N.D.Ap. (N.Z.), Ryal Bush

GOVERNMENT REPRESENTATIVE

E. W. LEE, A.C.A., Wellington

TABLE OF CONTENTS

	Page
Membership of Authority	III
Report to Minister of Agriculture	IV-V
Report of the Audit Office	V
Financial Section	
Honey Processing and Marketing Account	VI-VII
Income and Expenditure Account	VIII-IX
Appropriation Account	VIII-IX
Balance Sheet	X-XI
Statistical Section	
A. Analysis of New Zealand Trading	XII
B. Analysis of Overseas Trading	XII
C. Analysis of Closing Honey Stocks	XII
D. Particulars of Honey Levy Revenue	XIII
E. Distribution of Honey Levy	XIII
F. Particulars of Distribution to Suppliers	XIII
H. Seals Revenue (10 years)	XIV
I. Supply to Authority (10 years)	XV
J. Export Sales by Authority (10 years)	XVI
K. New Zealand Sales by Authority (10 years)	XVI
L. Particulars of Supply	XVII
M. Particulars of Overseas and New Zealand Sales	XVII-XVIII
N. Particulars of Closing Honey Stocks	XVIII-XIX

**NEW ZEALAND
HONEY MARKETING AUTHORITY**

SIXTEENTH ANNUAL REPORT

and

STATEMENT OF ACCOUNTS

The Hon. Minister of Agriculture,
WELLINGTON.

Sir,

In compliance with Section 11 of the Primary Products Marketing Act, 1953, I am submitting to you the Annual Report of the N.Z. Honey Marketing Authority for the year ended August 31st, 1970.

Personnel of Authority

The election for two producers representatives held in 1970 resulted in the re-election of Mr. J. W. Fraser of Ryal Bush and the election of Mr. A. K. Ecroyd of Christchurch in place of Mr. J. D. Lorimer of Hamilton. Mr. P. Berry of Havelock North was the other unsuccessful candidate. At a meeting of the Authority held in October, 1970, Mr. R. F. Poole was elected Chairman and Mr. H. Cloake Deputy Chairman.

Conditions of Supply

These were basically the same as for the previous season with the exception that honey need not be supplied in a granulated condition. The result of this was that producers were able to fill containers with liquid honey and immediately despatch it to depots and thus be paid out the advance payment. As a consequence the Authority's overdraft facilities were severely taxed at a much earlier stage of the year than has been the case in the past. To help overcome this problem, the advance payment for the coming season will be paid in instalments rather than in one lump sum.

South Island Branches

Sales from these branches continue to show good net returns which have helped considerably in maintaining returns to producers. Unfortunately volume of sales has shown a small decrease due to strong competition from private packers.

Production and Intake

Despite a season which included drought and near drought conditions in some areas, honey production continued at a high level, and the Authority experienced a large intake very similar to the previous year. With the prediction in October—November of a low crop due to drought conditions, some selected honeys were kept back from the export market to meet a possible shortage of these honeys on the local market. The subsequent large intake proved this withholding to be unnecessary, but the combination of these factors plus the earlier intake due to the acceptance of liquid honey resulted in the Authority requiring greater overdraft accommodation than it has ever needed in the past. We were disappointed that the Reserve Bank found it necessary to raise the interest rate on part of the overdraft, but we were pleased that they were able to make available to us the full amount we required.

Payout

The payout this year was made on the basis of four steps according to grade:

Honey grading	95 to 100 points	12 cents per lb. pro rata
"	" 86 to 94 "	11.5 " " " " "
"	" 76 to 85 "	11.00 " " " " "
"	" 75 points & below	10.50 " " " " "

This stepped payout has the effect of paying a price for the lower grade honeys more in line with actual realisations.

Markets and General Marketing Policy

New Zealand honey has for many years commanded premium prices on overseas markets due largely to consistent reliable grading by the Department of Agriculture, and to a steady regulated flow onto the market. Because of two large intakes in successive seasons, it was necessary to speed up overseas sales with the result that some lower than normal prices had to be accepted in order to reduce stocks, and make repayments of overdraft in accordance with Reserve Bank requirements. However we are confident that there will be no long term depressing of prices due to this action.

Export policy in relation to private packers was relaxed to allow them to export packed honey in quantities up to one ton per shipment, subject to the imposition by Government of an export levy to be paid to the Authority. This levy proposal was not implemented by Government with the result that private packers were unable to export to new markets. We have amended our policy again for the coming season and are hopeful that packers will be able to take advantage of our new proposals.

Reserves

We have set aside a reserve of \$10,000 in a sinking fund against the purchase of the Christchurch Branch in 1973. Most of this was from this year's profits, plus a carry over from last year, and a small transfer from accumulated funds.

Yours faithfully,
R. F. POOLE, Chairman.

FINANCIAL SECTION REPORT OF THE AUDIT OFFICE

To the Chairman and Members of the New Zealand Honey Marketing Authority:

The Audit Office, acting under statutory authority, has audited the accounts of the New Zealand Honey Marketing Authority for the year ended 31 August, 1970.

The audit included such reviews of the accounting procedures and tests of the accounting records and other supporting evidence as were considered necessary in terms of Section 20, Public Revenues Act, 1953. All the information and explanations required have been obtained. The financial transactions which have come under notice have been within statutory authority.

In the opinion of the Audit Office the attached Balance Sheet and accompanying accounts give a true and fair view of the state of affairs of the Authority as at 31 August, 1970 and of the results of the financial operations for the year.

G. J. CONNELLY, Deputy Controller and Auditor-General.

28 January, 1971.

**NEW ZEALAND HONEY
CONSOLIDATED HONEY PROCESSING**

FOR THE YEAR ENDED

1968/69

1969/70

\$		\$	\$	\$
	Direct Charges			
19,770	Containers		27,869	
48,308	Handling Charges		61,045	
222	Marine Insurance		411	
13,792	Commission		16,275	
<u>82,092</u>				105,600
	Processing and Blending Costs			
7,699	Fuel, Repair and Maintenance		8,363	
89,859	Packing Materials		95,033	
25,592	Wages		28,411	
<u>123,150</u>				131,807
	Miscellaneous			
335	Advertising		3,342	
12,994	Store and Depot Costs		18,616	
7,033	Interest (Building Loan)		6,912	
5,434	Rent and Rates		5,341	
1,957	Insurance		1,852	
5,847	Depreciation		6,098	
1,554	Repairs and Maintenance		961	
<u>35,154</u>				43,122
	Seals Levy (N.Z.H.M.A.)			16,122
	Branches Honey Stock			
64,709	Stocks as at 1st September, 1969		113,077	
	Less Stocks as at 31st August, 1970			
16,319	Local—Forward Sales	15,039		
96,758	—Unsold	106,951	121,990	
<u>-48,368</u>				-8,913
	Other Honey Stock			
77,471	Stocks as at 1st September, 1969		267,827	
	Less Stocks as at 31st August, 1970			
17,613	Local—Forward Sales	28,197		
3,777	—Forward Overseas Sales	33,221		
213,013	—Unsold	210,338		
<u>234,403</u>		271,756		
22,106	Overseas—Forward Sales	86,077		
11,318	—Unsold	4,172	362,055	
<u>-190,356</u>				-94,178
1,672				193,560
616,904	Balance Transferred to Income and Expenditure Account			480,282
<u>\$618,576</u>				<u>\$673,842</u>

**MARKETING AUTHORITY
AND MARKETING ACCOUNT**

31st AUGUST, 1970

1968/69

1969/70

\$		\$	\$	\$
	Sales			
105,158	Overseas		199,111	
192,903	Local		170,304	
320,074	Branches		304,427	
<u>618,135</u>			<u>673,842</u>	
	Miscellaneous			
441	Storage and Fork Lift Hire Received			

\$618,576

\$673,842

NEW ZEALAND HONEY

CONSOLIDATED INCOME

FOR THE YEAR ENDED

1968/69		1969/70
\$		\$
	Administration	
5,380	Printing, Stationery, Postages, etc.	5,460
6,164	General Expenses	4,207
678	Audit Fees	647
18,670	Salaries	21,894
3,425	Members—Honoraria	3,300
1,716	—Travelling Expenses	2,305
237	—Election Expenses	378
		5,983
2,672	Interest	7,246
161	Rates	173
158	Insurance	166
42	Repairs and Maintenance—Building	50
		45,826
39,303		
	Levy	
17,888	Seals—New Zealand Honey Marketing Authority	—
	Grants	
2,900	National Bee Keepers Association	2,900
441	Industry Development	575
		3,475
3,341		
	Depreciation	
723	Building and Office Equipment	636
		49,937
61,255		475,432
601,962	Surplus Transferred to Appropriation A/c	
		\$525,369
<u>\$663,217</u>		

NEW ZEALAND HONEY

APPROPRIATION

FOR THE YEAR ENDED

1968/69		1969/70
\$		\$
	General Reserve Account — Surplus from actual and expected realisation of unsold stock at 31.8.68	—
5,097	Mortgage Redemption Reserve	
4,051	—Principal Repayment—Auckland	4,180
10,000	—Timaru	—
—	Christchurch Branch — Sinking Fund	10,000
	Stock Fluctuation Account—Adjusting Provision made for the year ended 31.8.68	—
29,069	Distribution to Suppliers	465,441
541,997	Overhead Equalisation Reserve	—
15,000	Balance to General Reserve Account	—
3,145		—
		\$479,621
<u>\$608,359</u>		

**MARKETING AUTHORITY
AND EXPENDITURE ACCOUNT**

31st AUGUST, 1970

1968/69		1969/70
\$		\$
616,904	Balance Transferred from Honey Processing and Marketing Account	480,282
	Levies	
17,888	New Zealand Marketing Authority	16,122
22,708	Cardboard Cartons	22,664
4,044	Canisters	1,954
833	Labels	3,543
921	Adhesive Seals	804
<u>46,394</u>		<u>45,087</u>
81	Less Costs of Printing, etc.	—
<u>46,313</u>		<u>45,087</u>

\$663,217

\$525,369

**MARKETING AUTHORITY
ACCOUNT**

31st AUGUST, 1970

1968/69		1969/70
\$		\$
601,962	Surplus Transferred from Income & Expenditure A/c	475,432
6,397	Transfer from General Reserve	3,145
—	Transfer from Accumulated Funds	1,044

\$608,359

\$479,621

NEW ZEALAND HONEY

BALANCE SHEET AS

1968/69

1969/70

\$		\$	\$
	Current Liabilities		
295,839	Bank Overdraft—Reserve Bank	409,027	
<u>—</u>	—B.N.Z.	<u>14,376</u>	
			423,403
10,742	Trade Creditors		14,439
144,598	Honey Suppliers—Final Payment Due		<u>117,086</u>
451,179	Total Current Liabilities		554,928
	Reserves and Accumulated Funds		
45,698	Accumulated Funds		44,654
3,145	General Reserve		<u>—</u>
80,000	Stock Fluctuation Account		80,000
15,000	Overhead Equalisation Reserve		15,000
770	General Advertising Reserve		<u>770</u>
144,613	Total Reserves and Accumulated Funds		140,424
	Long Term Liabilities and Capital Reserves		
	Loan State Advances Corpn. (Auckland) 180,000		
150,369	Less Repayments to 31.8.70	33,811	146,189
39,631	Mortgage Redemption Reserve		43,811
<u>—</u>	Christchurch Branch Sinking Fund		<u>10,000</u>
190,000	Total Long Term Liabilities and Capital Reserves		200,000

\$785,792

\$895,352

CONTINGENT LIABILITY—Lease

A compulsory purchase clause for the Christchurch Branch premises at \$30,000 must be exercised within the terms of the lease expiring on 31st May, 1973.

MARKETING AUTHORITY

AT 31st AUGUST, 1970

1968/69

1969/70

\$		\$	\$	\$
	Current Assets			
140	Cash in Hand			140
25,666	Bank Current Account B.N.Z.			—
74,747	Debtors—Local		82,876	
25,541	—Overseas		40,136	
21,588	—Seals		30,721	
				153,733
	Honey Stock—Auckland			
	—Unsold Bulk Stock	214,510		
	—Forward Sales	147,495		
267,827			362,005	
	—Christchurch and Timaru			
	—Unsold Bulk Stock	106,951		
	—Forward Sales	15,039		
				121,990
113,077				483,995
	Stock at Cost—			
33,609	Containers, Packing and other Materials			36,540
562,195	Total Current Assets			674,408
	Fixed Assets—at cost less accumulated depreciation			
		Cost	Deprecia- tion	Book Value
10,600	Land	10,600	—	10,600
158,226	Building	177,395	20,272	157,123
30,335	Plant—Equipment	68,911	40,140	28,771
3,340	Office Furniture—Equipment	8,943	5,931	3,012
3,678	Loose Tools	4,020	—	4,020
		269,869	66,343	
206,179	Total Fixed Assets			203,526
	Intangible Assets			
16,500	Goodwill		16,500	
918	Preliminary Expenses		918	
				17,418
17,418	Total Intangible Assets			17,418
\$785,792				\$895,352

Valuation of Unsold Bulk Honey Stock

Unsold Bulk Honey Stocks valued at standard value, 11½ cents per lb.

R. F. POOLE,
CHAIRMAN.

NEW ZEALAND HONEY MARKETING AUTHORITY

FINANCIAL STATISTICS

A. ANALYSIS OF NEW ZEALAND TRADING

1969			1970	
Tons	\$		Tons	\$
1,013	512,977	New Zealand Sales — Gross Realisation	934	474,731
	9,232	Less Selling and Distributing Charges		
	23,541	Commission		7,275
		Freight and Cartage		22,955
<u>1,013</u>	<u>480,204</u>		<u>934</u>	<u>\$444,501</u>

B. ANALYSIS OF OVERSEAS TRADING

1969			1970	
Tons	\$		Tons	\$
		Overseas Sales — Gross Realisations		
157	64,690	Through Kimpton Bros Ltd.	382	145,532
70	40,468	Direct Sales	126	53,579
<u>227</u>	<u>105,158</u>	Total Sales	<u>508</u>	<u>199,111</u>
		Less Charges to F.O.B., Freight, Landing,		
	10,873	Warehousing, Transshipment, Overseas		
	222	Delivery and General Export Expenses		26,387
	2,804	Marine Insurance		410
	1,756	Commission		6,133
		Incentive Commission		2,866
<u>227</u>	<u>89,503</u>	Realisation Ex N.Z. Store	<u>508</u>	<u>163,315</u>
	—	Less Indirect Charges		
		Overseas Promotion and Advertising		103
<u>227</u>	<u>89,503</u>		<u>508</u>	<u>\$163,212</u>

C. ANALYSIS OF CLOSING HONEY STOCKS

1969			1970	
Tons	\$		Tons	\$
		Overseas		
68	22,106	Forward Sales (at estimated "ex Store"		
		valuation)	317	86,077
44	11,318	Unsold (at standard valuation of 11.5c		
		per lb.)	16	4,172
		New Zealand		
		N.Z. Forward Sales (at estimated "ex		
		store" valuation)	228	76,457
		Unsold (at standard valuation of 11.5c		
		per lb.)	1,232	317,289
<u>1,203</u>	<u>309,771</u>		<u>1,793</u>	<u>\$483,995</u>
<u>1,397</u>	<u>\$380,904</u>			

D. PARTICULARS OF HONEY LEVY REVENUE

1969		1970
\$		\$
921	Sales of Adhesive Weight Stickers	804
22,708	Seals Authorities—waxed cardboard cartons	22,664
4,044	Seals Authorities—canisters	1,954
833	Seals Authorities—labels and other sources	3,543
<u>\$28,506</u>		<u>\$28,965</u>

(Plus Levy ex N.Z.H.M.A. \$16,122)

E. DISTRIBUTION OF HONEY LEVY

1969		1970
\$		\$
	Direct Costs of Collection	
	Charges for stamping cartons, alterations to printing blocks, supplying weight stickers, etc.	—
	Appropriations	
2,900	Grant to National Beekeepers Assn. of N.Z. Inc.	2,900
—	Advertising Honey in General	3,342
441	Financial assistance towards industry development	575
25,084	Balance transferred to General Revenue	22,148
<u>\$28,506</u>		<u>\$28,965</u>

F. PARTICULARS OF DISTRIBUTION TO SUPPLIERS

1969		1970
\$		\$
	(a) Honey purchased from suppliers on straight purchase basis	4,481
16,953	Plus additional payment on Thyme	212
	(b) Advance payments to suppliers at 8½c per lb (1969-8c per lb.)	4,693
380,402	Less Withholding Payments	
	Tawari	508
	Kamahi	3,441
	(c) Final Payment to Suppliers	116,366
144,642	Refund of Withholding Payments	
	Tawari	508
<u>\$541,997</u>		<u>\$465,441</u>

NEW ZEALAND HONEY MARKETING AUTHORITY

STATISTICAL SECTION

G. COMPARISON OF OVERALL AVERAGE PAYMENTS PER LB. —
10 YEARS 1960/1970

(EXCLUDING STRAIGHT PURCHASES)

Season	Quantity Tons	Average Payout Points	Overall Average Payment per lb—c.	Season	Quantity Tons	Average Payout Points	Overall Average Payment per lb—c.
1960/61	853	87.39	10.59	1965/66	709	89.75	11.32
1961/62	1,234	85.09	9.27	1966/67	560	88.29	11.07
1962/63	1,387	89.47	10.84	1967/68	282	93.22	13.05
1963/64	999	91.34	11.59	1968/69	1,937	96.45	11.33
1964/65	1,297	89.32	11.24	1969/70	1,827	95.66	11.26

H. SEALS REVENUE AND EQUIVALENT IN TONS OF HONEY
(ALL FIGURES REPRESENT TONS EXCEPT WHERE OTHERWISE SHOWN)

10 YEAR
AVERAGE

\$37,905

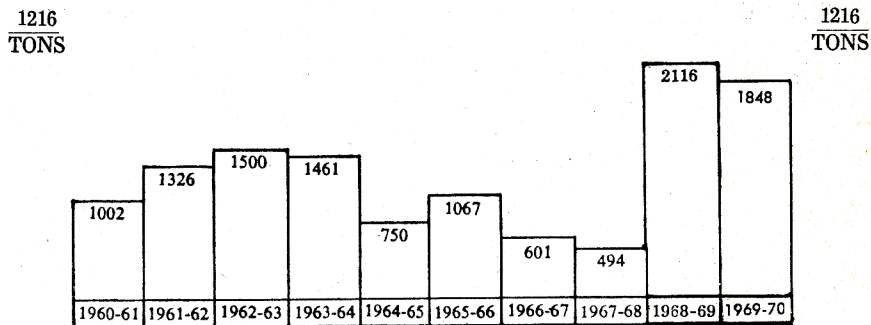
10 YEAR
AVERAGE

2,030
TONS

2335	2056	2241	2201	2230	2291	2088	1786	1525	1550
\$	\$	\$	\$	\$	\$	\$	\$	\$	
43,586	38,370	41,834	41,084	41,622	42,768	38,984	33,338	28,506	
1960-61	1961-62	1962-63	1963-64	1964-65	1965-66	1966-67	1967-68	1968-69	1969-70

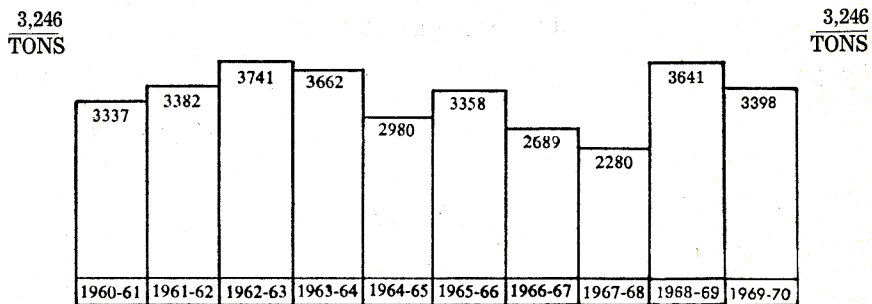
NEW ZEALAND HONEY MARKETING AUTHORITY

I. HONEY SUPPLIED TO AUTHORITY (IN TONS)



TOTAL H and I

TOTAL ANNUAL TONNAGE OF HONEY ACCOUNTED FOR EITHER BY SUPPLY TO THE AUTHORITY OR LOCAL SALES ON WHICH SEALS LEVY WAS PAID BY PRODUCERS AND PACKERS (IN TONS)



Note: The above figures do not include sales made by producers on which seals levy is exempt.

NEW ZEALAND HONEY MARKETING AUTHORITY

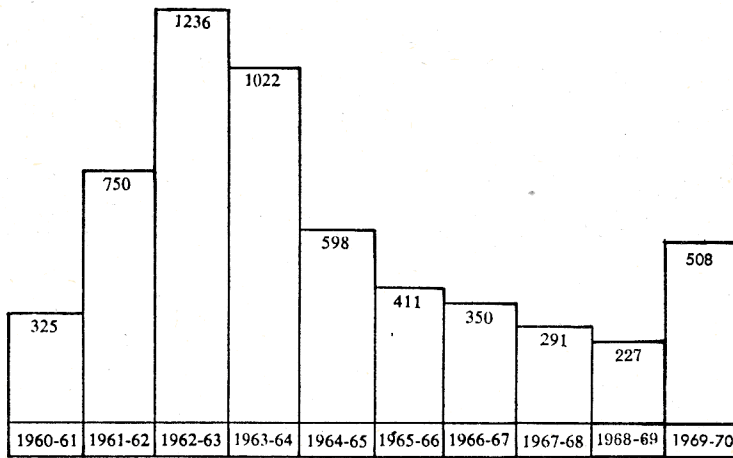
J. EXPORT SALES (IN TONS) BY AUTHORITY
(COMPLETED SALES—NOT INCLUDING FORWARD SALES)

10 YEAR
AVERAGE

572
TONS

10 YEAR
AVERAGE

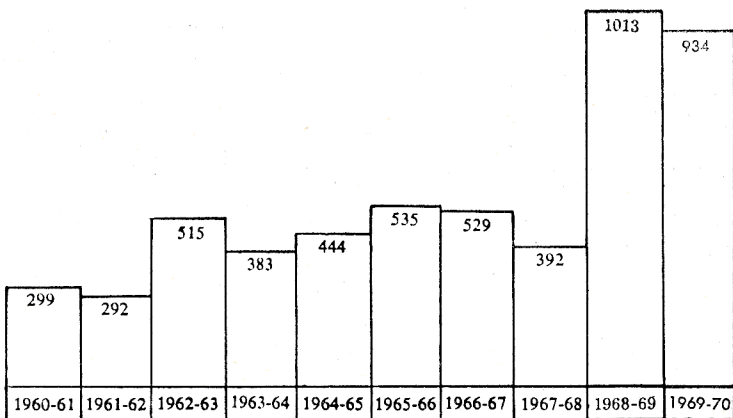
572
TONS



K. NEW ZEALAND SALES (IN TONS) BY AUTHORITY
(BULK AND RETAIL PACKS)

TONS
534

TONS
534



NEW ZEALAND HONEY MARKETING AUTHORITY

L. PARTICULARS OF SUPPLY — 2 YEARS 1968/1970

RECEIPTS — 2 YEARS 1968/70

	1969/70	1968/69
	Tons	Tons
	Received	Received
AUCKLAND	618	773
NAPIER	71	24
GREYMOUTH	141	73
CHRISTCHURCH	58	49
TIMARU	94	119
INVERCARGILL	66	92
BLLENHEIM	139	133
DUNEDIN	—	12
CHRISTCHURCH BRANCH	102	163
TIMARU BRANCH	559	678
	<hr/>	<hr/>
	1,848	2,116

GRADINGS OF HONEY SUPPLIED — 2 YEARS 1968/70

	1969/70	1968/69
	Tons	Tons
WHITE CLOVER and MIXED WHITE	1,028	1,400
EXTRA LIGHT AMBER	420	335
LIGHT AMBER	334	271
MEDIUM AMBER	58	107
DARK AMBER	8	3
	<hr/>	<hr/>
	1,848	2,116

**M. PARTICULARS OF SALES COMPLETED DURING YEAR ENDED
AUGUST 31st, 1970**

GRADING OF HONEY SOLD OVERSEAS 1969/70

	TONS
BULK—WHITE CLOVER and MIXED WHITE	262
EXTRA LIGHT AMBER	67½
LIGHT AMBER	48
MEDIUM AMBER	59
RETAIL PACKS —	
“IMPERIAL BEE” BRAND—CLOVER BLEND	37½
“HONEY GOLD” GRAND—LIGHT AMBER BLEND	½
NAMED FLORAL SOURCES—MIXED	30
BRANCHES “HOLLANDS”, “MEADOWCROFT”	3½
	<hr/>
	508

NEW ZEALAND HONEY MARKETING AUTHORITY

LOCAL SALES DURING YEAR ENDED 31st AUGUST, 1970

Gradings		TONS
BULK—WHITE CLOVER and MIXED WHITE	53 ¹ / ₄
EXTRA LIGHT AMBER	17
LIGHT AMBER	3
MEDIUM AND DARK AMBER	33
Total Bulk	53¹/₄
RETAIL PACKS—		
“IMPERIAL BEE” BRAND—CLOVER BLEND	114
“HONEYGOLD” BRAND—LIGHT AMBER BLEND	87
NAMED FLORAL SOURCES—MIXED	77
BRANCHES “HOLLANDS”, “MEADOWCROFT”, “3 BEES”	603
		<hr/>
		934¹/₄

**N. PARTICULARS OF CLOSING HONEY STOCKS
FORWARD AND UNCOMPLETED SALES AS AT 31st AUGUST, 1970**

Overseas	TONS	Gradings	TONS
UNITED KINGDOM	316 (68)	WHITE CLOVER and MIXED WHITE	203 (54)
		EXTRA LIGHT AMBER	20 (11)
		LIGHT AMBER	41 (3)
LOCAL	228 (82)	MEDIUM and DARK AMBER	53 (11)
		KAMAHI	89 (—)
		THYME	1 (—)
		NIUE	25 (—)
		TAWARI	4 (—)
		MANUKA	26 (—)
		“IMPERIAL BEE” RETAIL PACKS	7 (8)
		“HONEYGOLD” RETAIL PACKS	12 (16)
		“SELECTED SOURCES” RETAIL PACKS	31 (10)
		BRANCHES “HOLLANDS” “MEADOW- CROFT”, “3 BEES”, RETAIL PACKS	32 (35)
			<hr/>
	544 (150)		544 (150)

NOTE: 1968/69 Figures in Parenthesis.

NEW ZEALAND HONEY MARKETING AUTHORITY

UNSOLD AS AT 31st AUGUST, 1970

BULK—WHITE CLOVER and MIXED	Afloat or Overseas TONS	Held in N.Z. TONS	TOTAL TONS
WHITE	2 (44)	637 (674)	639 (718)
EXTRA LIGHT AMBER	5 (—)	162 (140)	167 (140)
LIGHT AMBER ..		137 (74)	137 (74)
KAMAHI		72 (91)	72 (91)
RATA		43 (6)	43 (6)
MANUKA		36 (46)	36 (46)
BUTTERCUP		45 (31)	45 (31)
REWAREWA		20 (16)	20 (16)
THYME		13 (14)	13 (14)
TAWARI	9 (—)	33 (62)	42 (62)
MANUFACTURING		34 (48)	34 (48)
	<u>16 (44)</u>	<u>1232 (1202)</u>	<u>1248 (1246)</u>

NOTE: 1968/69 Figures in Parenthesis.

THE CHILDREN OF TODAY ...ARE THE PARENTS OF TOMORROW



The story of **BEES** and **HONEY**

This educational booklet for school children has been published by the **HONEY MARKETING AUTHORITY** in the interests of the industry.

The first printing of 12,000 copies has been taken by schools throughout New Zealand; — a reprint is in production.