


NEW ZEALAND  
HONEY MARKETING AUTHORITY



SIXTEENTH  
Annual Report and  
Statement of Accounts  
for Year Ended August 31st, 1969

---

Furnished to the Hon. the Minister of Agriculture for presentation to the House of Representatives pursuant to the provisions of the Primary Products Marketing Act, 1952.

**NEW ZEALAND  
HONEY MARKETING AUTHORITY**

**GENERAL MANAGER**

T. R. EDGERLEY, A.C.A., C.M.A., A.N.Z.I.M.

**HEAD OFFICE, STORE AND PROCESSING PLANT**

CNR. GARFIELD AND CHURTON STS., PARSELL, AUCKLAND

**AUCKLAND PLANT MANAGER**

M. BRADSTOCK

**POSTAL ADDRESS**

P.O. BOX 2615  
AUCKLAND

**CABLE ADDRESS**

"HONEYMARK"  
AUCKLAND

**TELEPHONE**

362-574  
AUCKLAND

**BRANCH PROCESSING PLANTS**

16 HORTON RD,  
PLEASANT POINT, TIMARU.

**PLANT MANAGER**  
K. HOLLAND

235 BUCHANANS RD.,  
HORNBY, CHRISTCHURCH.

**PLANT MANAGER**  
W. MERRITT

**HONEY RECEIVING DEPOTS**

HAWKES BAY	..	..	..	Williams & Creagh Ltd. P.O. Box 2013 Ahuriri.
WESTLAND	..	..	..	W. Greenhill & Co. Ltd. P.O. Box 81 Greymouth.
CANTERBURY	..	..	..	N.Z. Express Co. Ltd. P.O. Box 86 Christchurch.
SOUTH CANTERBURY	..	..	..	N.Z. Express Co. Ltd. P.O. Box 152 Timaru.
OTAGO	..	..	..	Spencer & Dunkley Ltd. P.O. Box 600 Dunedin.
SOUTHLAND	..	..	..	N.Z. Express Co. (Invercargill) Ltd. P.O. Box 38 Invercargill.
PICTON	..	..	..	Notional Depot Only.
NELSON	..	..	..	Notional Depot Only.
NEW PLYMOUTH	..	..	..	Notional Depot Only.

**NEW ZEALAND  
HONEY MARKETING AUTHORITY**

**MEMBERS OF AUTHORITY  
AS AT AUGUST 31st, 1969**

**PRODUCER MEMBERS**

J. W. FRASER, N.D.Ap.(N.Z.), Ryal Bush (Chairman).  
 J. D. LORIMER, N.D.Ap.(N.Z.), Hamilton (Deputy Chairman).  
 J. R. BARBER, Pio Pio.  
 H. CLOAKE, N.D.Ap.(N.Z.) Timaru.

**GOVERNMENT REPRESENTATIVE**

E. W. LEE, A.R.A.N.Z., Wellington.

**TABLE OF CONTENTS**

	Page
Membership of Authority .. .. .	III
Report to Minister of Agriculture .. .. .	IV - V
Report of the Audit Office .. .. .	V
<b>Financial Section</b>	
Honey Processing and Marketing Account .. .. .	VI - VII
Income and Expenditure Account .. .. .	VIII - IX
Appropriation Account .. .. .	VIII - IX
Stock Fluctuation Account .. .. .	X - XI
Balance Sheet .. .. .	X - XI
<b>Statistical Section</b>	
A. Analysis of New Zealand Trading .. .. .	XII
B. Analysis of Overseas Trading .. .. .	XII
C. Analysis of Closing Honey Stocks .. .. .	XII
D. Direct Costs of Packing Operations .. .. .	XIII
E. Particulars of Honey Levy Revenue .. .. .	XIII
F. Distribution of Honey Levy .. .. .	XIV
G. Particulars of Distribution to Suppliers .. .. .	XIV
H. Comparison of Overall Average Payments per lb (10 years)	XIV
I. Seals Revenue (10 years) .. .. .	XV
J. Supply to Authority (10 years) .. .. .	XV
K. Export Sales by Authority (10 years) .. .. .	XVI
L. New Zealand Sales by Authority (10 years) .. .. .	XVI
M. Particulars of Supply .. .. .	XVII
N. Particulars of Overseas and New Zealand Sales .. .. .	XVII - XVIII
O. Particulars of Closing Honey Stocks .. .. .	XVIII - XIX

**NEW ZEALAND  
HONEY MARKETING AUTHORITY**

**SIXTEENTH ANNUAL REPORT  
and  
STATEMENT OF ACCOUNTS**

The Hon. Minister of Agriculture,  
Wellington.

Sir,

In compliance with Section 11 of the Primary Products Marketing Act, 1953, I am submitting to you the Annual Report of the New Zealand Honey Marketing Authority for the year ending August 31st, 1969.

**Personnel of the Authority**

The election for two Producer Members in September 1969 resulted in the re-election of Mr H. Cloack of Timaru, and the election of Mr R. F. Poole, of Kyeburn.

**Conditions of Supply**

As indicated in my last report, and as a result of the operation of the two South Island packing plants, some basic alterations were made to the Conditions of Supply. For the first time, containers were supplied by the Authority. Where honey was directed to a specific plant a freight allowance for the extra distance past the nearest Depot was paid, based on rail freight rates. While the grading system was retained, its application was modified, and resulted in a higher return for some Producers. These changes have been retained in the current season.

**South Island Branches**

The Authority's Branches at Hornby and Pleasant Point have operated at near capacity during the year. The final payment on the Pleasant Point property was made out of income during the year, and the Authority anticipates making a similar annual appropriation to meet the final payment on the Hornby property in three years' time, unless it is found desirable to refinance both properties on a long-term basis.

**Production and Intake**

The crop for the year has been estimated at 6,400 tons — the highest for 14 years, of this, 2116 tons was supplied to the Authority.

**Payment**

A final payment of 11.75 cents per lb. pro-rata was declared. While for some producers this represented a drop of up to 1 cent per lb, even allowing for the supply of containers and freight allowances, for others it resulted in a slightly higher payment than in previous years.

**Reserves**

In addition to the completed purchase of the Pleasant Point property, \$15000 has been transferred to overhead equalisation reserve and the General Reserve has increased from \$1301 to \$3145. The fact that this has been possible in one year is evidence of the wisdom, indeed, the necessity, of the expansion of the Authority's operations to include a greater share of the New Zealand market.

### **Markets and General Marketing Policy.**

Overseas prices for bulk honey have been consistently high, and the Authority has made steady progress with overseas sales in retail containers. The exploitation and exploration of overseas retail markets with all our diverse grades of honey, has resulted in a multiplication of small line packs. This has created problems, both economic and physical, in the operation of the Auckland plant, and this whole matter is at present, under review.

Yours faithfully,  
J. W. FRASER, Chairman

---

## **FINANCIAL SECTION**

### **REPORT OF THE AUDIT OFFICE**

To the Chairman and Members of the New Zealand Honey Marketing Authority:

The Audit Office, acting under statutory authority, has audited the accounts of the New Zealand Honey Marketing Authority for the year ended 31 August 1969.

The audit included such reviews of the accounting procedures and tests of the accounting records and other supporting evidence as were considered necessary in terms of Section 20, Public Revenues Act 1953. All the information and explanations required have been obtained. The financial transactions which have come under notice have been within statutory authority.

In the opinion of the Audit Office the attached Balance Sheet and accompanying accounts give a true and fair view of the state of affairs of the Authority as at 31 August 1969 and of the results of the financial operations for the year.

R. S. MEECH, Deputy Controller and Auditor-General.

**NEW ZEALAND HONEY  
HONEY PROCESSING AND  
FOR THE YEAR ENDING**

1967/68*		1968/69
\$		\$      \$      \$
59,431	<b>Direct Charges</b>	
—	Honey Purchases .. .. .	—
33,630	Containers .. .. .	19,770
217	Handling Charges .. .. .	48,308
10,552	Marine Insurance .. .. .	222
<u>103,830</u>	Commission .. .. .	<u>13,792</u>
		32,092
	<b>Processing &amp; Blending Costs</b>	
5,297	Fuel Repairs and Maintenance .. ..	7,699
60,941	Packing Materials .. .. .	89,859
16,173	Wages .. .. .	25,592
<u>82,411</u>		<u>123,150</u>
	<b>Miscellaneous</b>	
657	Advertising .. .. .	335
9,125	Store and Depot Costs .. .. .	12,994
7,281	Interest (Building Loan) .. .. .	7,033
2,994	Rates, Rent .. .. .	5,434
694	Insurance .. .. .	1,957
6,740	Depreciation .. .. .	5,847
1,000	Repairs and Maintenance .. .. .	1,554
<u>28,491</u>		<u>35,154</u>
214,732		<u>240,396</u>
	<b>Branches Honey Stock</b>	
54,486	Stock as at 1 September 1968 .. ..	64,709
	Less Stocks as at 31 August 1969 .. ..	
-9,228	Local—Forward Sales .. .. .	16,319
-55,481	—Unsold .. .. .	96,758
		113,077
<u>-10,223</u>		<u>-48,368</u>
204,509		192,028
	<b>Other Honey Stock</b>	
127,724	Stocks as at 1 September 1968 .. ..	77,471
	Less Stocks as at 31st August 1969 .. ..	
-12,558	Local—Forward Sales .. .. .	17,613
	Forward Sales	
	(Overseas not shipped)	3,777
-51,308	—Unsold .. .. .	213,013
-63,866		234,403
-12,802	Overseas—Forward Sales .. .. .	22,106
-303	—Unsold .. .. .	11,318
<u>-77,471</u>		<u>267,827</u>
50,253		-190,356
254,762		1,672
148,321	Balance Transferred to Income and	616,904
	Expenditure Account .. .. .	
<u>\$403,083</u>		<u>\$618,576</u>

**FOOTNOTE:**

\*The Comparative figures includes 3 months trading only of Christchurch and Timaru Branches purchased 1 June 1968.

MARKETING AUTHORITY

MARKETING ACCOUNT

AUGUST 31st, 1969

1967/68*		1968/69
\$		\$      \$
	<b>Sales</b>	
127,541	Overseas	105,158
187,213	Local ..	192,903
84,502	Branches	320,074
<u>399,256</u>		<u>618,135</u>
	<b>Miscellaneous</b>	
294	Store and Fork Lift Hire .. .. .	441
3,462	Recoveries—Sale and Hire of Containers .. ..	—
71	Penalties—Low Specific Gravity and Sub- standard	—
	Packaging .. .. .	—
<u>3,827</u>		

\$403,083

\$618,576

NEW ZEALAND HONEY

INCOME AND

FOR THE YEAR ENDED

1967/68*		1968/69
\$		\$ \$
	<b>Administration</b>	
2,633	Printing, Stationery, Postages etc. .. .. .	5,380
3,415	General Expenses .. .. .	6,164
580	Audit Fees .. .. .	678
14,207	Salaries .. .. .	18,670
3,000	Members — Honoraria .. .. .	3,425
2,325	— Travelling Expenses .. .. .	1,716
42	— Election Expenses .. .. .	237
1,663	Interest .. .. .	2,672
159	Rates .. .. .	161
168	Insurance .. .. .	158
71	Repairs and Maintenance — Buildings .. .. .	42
6,724	Advertising .. .. .	—
<u>34,987</u>		<u>39,303</u>
	Seals Levy — (N.Z.H.M.A.) .. .. .	17,888
	<b>Grants</b>	
2,600	National Beekeepers' Assn. .. .. .	2,900
585	Industry Development .. .. .	441
<u>3,185</u>		<u>3,341</u>
	<b>Depreciation</b>	
811	Building and Office Equipment .. .. .	723
	<b>SURPLUS TRANSFERRED TO</b>	
142,663	Appropriation Account .. .. .	601,962
<u>\$181,646</u>		<u>\$663,217</u>

APPROPRIATION

FOR THE YEAR ENDED

1967/68*		1968/69
\$		\$
4,886	General Reserve Account — Surplus from actual and expected realisation of unsold stock held at 31 August 1968	5,097
3,787	Mortgage Redemption Reserve	
	— Principal Instalment (Auckland) .. .. .	4,051
	— Principal Repayment (Timaru) .. .. .	10,000
	Stock Fluctuation Account	
26,000	Adjusting Provision made for year ending 31.8.68 .. .. .	29,069
140,644	Distribution to Suppliers .. .. .	541,997
	Overhead Equalisation Reserve .. .. .	15,000
	Balance to General Reserve Account .. .. .	3,145
<u>\$175,317</u>		<u>\$608,359</u>

FOOTNOTE:

\* The comparative figures includes 3 months trading only of Christchurch and Timaru Branches purchased 1 June 1968.



**MARKETING AUTHORITY**

**EXPENDITURE ACCOUNT**

**31st AUGUST, 1969**

1967/68*	1968/69
\$	\$
148,321	\$ 616,904
<hr/>	
<b>Levy</b>	
27,983	22,708
4,213	4,044
-320	833
1,462	921
<hr/>	
33,338	28,506
13	81
<hr/>	
33,325	28 425
<b>Levy (N.Z.H.M.A.)</b>	17,888
	<hr/>
	46,313

\$181,646

\$663,217

**ACCOUNT**

**31st AUGUST, 1969**

1967/68*	1968/69
\$	\$
142,663	601,962
—	—
29,069	—
3,585	6,397

\$175,317

\$608,359

**NEW ZEALAND HONEY  
STOCK FLUCTUATION  
FOR THE YEAR ENDED**

1967/68*	1968/69
\$	\$
29,069	
50,931	80,000
<u>80,000</u>	<u>80,000</u>

**BALANCE SHEET AS**

1967/68*	1968/69
\$	\$
<b>Current Liabilities</b>	
216,145	295,839
12,698	—
11,431	10,742
30,197	144,598
<u>270,471</u>	<u>451,179</u>
<b>Reserves &amp; Accumulated Funds</b>	
45,698	45,698
1,301	3,145
50,931	80,000
—	15,000
770	770
<u>98,700</u>	<u>144,613</u>
<b>Long Term Liabilities &amp; Capital Reserves</b>	
154,420	150,369
25,580	25,580
4,051	4,051
<u>180,000</u>	<u>180,000</u>
10,000	—
—	10,000
<u>\$559,171</u>	<u>\$785,792</u>

**CONTINGENT LIABILITY — Lease**

A compulsory purchase clause for the Christchurch Branch premises at \$30,000 must be exercised within the terms of the lease expiring on 31 May 1973.

**FOOTNOTE:**

\* The comparative figures includes 3 months trading only of Christchurch and Timaru Branches purchased 1 June 1968.

**MARKETING AUTHORITY  
ACCOUNT**

31st AUGUST, 1969

1967/68*		1968/69
\$		\$
54,000	Balance 1 September 1968 .. .. .	50,931
	Transfer from Appropriation Account adjusting	
26,000	Provision for year ended 31.8.68 .. .. .	29,069
<u>\$80,000</u>		<u>\$80,000</u>

**AT 31 AUGUST 1969**

1967/68*		1968/69
\$	<b>Current Assets</b>	\$ \$
140	Cash .. .. .	140
—	Bank — Current Account B.N.Z. .. .. .	25,666 25,806
95,343	Debtors — Local .. .. .	74,747
26,022	— Overseas .. .. .	25,541
23,664	— Seals .. .. .	21,588 121,876
77,471	Honey Stock — Auckland .. .. .	267,827
64,709	— Christchurch & Timaru .. .. .	113,077 380,904
	Stocks at Cost —	
43,613	Containers, Packing and other materials	33,699 562,195
<u>330,962</u>		
	<b>Fixed Assets at Cost</b>	
10,600	Land .. .. .	10,600
175,667	Buildings .. .. .	176,738
69,650	Plant & Equipment .. .. .	70,333
8,614	Office Furniture & Equipment .. .. .	8,733
264,531		266,404
53,740	Less Accumulated Depreciation .. .. .	60,225
<u>210,791</u>		206,179
	<b>Intangible Assets</b>	
16,500	Goodwill .. .. .	16,500
918	Preliminary Expenses .. .. .	918
<u>17,418</u>		17,418
<u>\$559,171</u>		<u>\$785,792</u>

**Valuation of Unsold Bulk Honey Stocks**

At 1 September 1968:-

Auckland Bulk Honey Stocks — Standard Value 9.167 cents per lb.  
Branch Bulk Honey Stocks — At cost and freight inwards.

At 31 August 1969:-

All Bulk Honey Stocks — Standard Value 11.5 cents per lb.

J. W. FRASER,  
CHAIRMAN,  
20/12/69.

NEW ZEALAND HONEY MARKETING AUTHORITY

FINANCIAL STATISTICS

A. ANALYSIS OF NEW ZEALAND TRADING

1968			1969	
Tons	\$		Tons	\$
392	187,213	New Zealand Sales—Gross Realisation ...	1013	512,977
		Less Selling and Distributing Charges		
	5,605	Commission .. .. .		9,232
	6,049	Freight and Cartage .. .. .		23,541
<u>392</u>	<u>175,559</u>	Realisation ex Store .. .. .	<u>1013</u>	<u>480,204</u>

B. ANALYSIS OF OVERSEAS TRADING

1968			1969	
Tons	\$		Tons	\$
214	79,744	Overseas Sales — Gross Realisations	157	64,690
77	47,797	Through Kimpton Bros. Ltd. .. ..	70	40,468
		Direct Sales .. .. .		
<u>291</u>	<u>127,541</u>	Total Sales .. .. .	<u>227</u>	<u>105,158</u>
		Less Direct Charges		
	18,413	Charges to F.O.B., Freight, Landing, Warehousing, Trans-shipment, Overseas delivery & General Export Expenses ..		10,873
	217	Marine Insurance .. .. .		222
	3,304	Commission .. .. .		2,804
	682	Incentive Commission .. .. .		1,756
<u>291</u>	<u>104,925</u>	Realisation Ex N.Z. Store .. .. .	<u>227</u>	<u>89,503</u>
	308	Less Indirect Charges .. .. .		—
<u>291</u>	<u>104,617</u>	Overseas Promotion and Advertising ..	<u>227</u>	<u>89,503</u>

C. ANALYSIS OF CLOSING HONEY STOCKS

1968			1969	
Tons	\$		Tons	\$
		Overseas		
42	12,802	Forward Sales (at estimated "ex Store" valuation) .. .. .	68	22,106
4	803	Unsold (at standard valuation of 11.5c per lb) N.B. 1968 standard valuation 9.167	44	11,318
		New Zealand		
25	12,558	N.Z. Forward Sales (at estimated "ex Store valuation) .. .. .	82	37,709
250	51,308	Unsold (at standard valuation of 11.5c per lb) N.B. 1968 standard valuation 9.167	1203	309,771
<u>321</u>	<u>77,471</u>		<u>1397</u>	<u>380,904</u>

NEW ZEALAND HONEY. MARKETING AUTHORITY

D. DIRECT COSTS OF PACKING OPERATIONS

1968		1969	
Tons	\$	Tons	\$
<b>Bulk Blends</b>			
	Power, Fuel, Plant	Repairs & Mainten-	
	ance	ance	705
	Wages .. ..	.. ..	950
	Packing Materials	.. ..	952
<u>44</u>	<u>1,836</u>	<u>61</u>	<u>2,607</u>
<b>Retail Packs</b>			
	Power, Fuel, Plant	Repairs & Mainten-	
	ance	ance	6,994
	Wages .. ..	.. ..	24,642
	Packing Materials	.. ..	88,907
<u>352</u>	<u>63,176</u>	<u>1056</u>	<u>120,543</u>

E. PARTICULARS OF HONEY LEVY REVENUE

1968		1969	
\$		\$	
1,462	Sales of Adhesive Weight Stickers .. ..	921	
27,983	Seals Authorities — Waxed Cardboard Cartons	22,708	
4,213	Seals Authorities — Canisters .. ..	4,044	
—320	Seals Authorities — Labels and other sources ..	833	
<u>33,338</u>		<u>28,506</u>	

(Plus Levy ex N.Z.H.M.A. — \$17,888.)

# NEW ZEALAND HONEY MARKETING AUTHORITY

## F. DISTRIBUTION OF HONEY LEVY

1968		1969
\$		\$
	<b>Direct Costs of Collection</b>	
	Charges for Stamping Cartons, Alterations to Printing	
13	Blocks, Supplying Weight Stickers, etc. . . . .	81
	<b>Appropriations</b>	
2,600	Grant to National Beekeepers' Assn. of N.Z. Inc. . . . .	2,900
6,724	Advertising Honey in General . . . . .	—
585	Financial Assistance towards Industry Development . . . . .	441
23,416	<b>Balance Transferred to General Revenue</b> . . . . .	<b>25,084</b>
33,338		28,506

(Plus Levy ex N.Z.H.M.A. \$17,883)

## G. PARTICULARS OF DISTRIBUTION TO SUPPLIERS

1968		1969
\$		lbs \$
	<b>(a) Honey Purchased from Suppliers on Straight</b>	
	<b>Purchase Basis</b> . . . . .	
58,260		140,375 16,953
52,031	<b>(b) Advance Payments to Suppliers @ 8c</b> . . . . .	4,600,734 380,402
30,352	<b>(c) Final Payment to Suppliers @ 3.75c</b> . . . . .	— 144,642
140,643		4,741,109 541,997

## STATISTICAL SECTION

### H. COMPARISON OF OVERALL

#### AVERAGE PAYMENTS PER LB. — 10 YEARS 1959/1969

(EXCLUDING STRAIGHT PURCHASES)

Season	Quantity	Average Payout	Overall Average Payment	Season	Quantity	Average Payout	Overall Average Payment
	Tons	Points	per lb.—c.		Tons	Points	per lb.—c.
1959/60	724	86.47	10.44	1964/65	1,297	89.32	11.24
1960/61	853	87.39	10.59	1965/66	709	89.75	11.32
1961/62	1,234	85.09	9.27	1966/67	560	88.29	11.07
1962/63	1,387	89.47	10.84	1967/68	282	93.22	13.05
1963/64	999	91.34	11.59	1968/69	1,937	96.45	11.33

# NEW ZEALAND HONEY MARKETING AUTHORITY

## I. SEALS REVENUE AND EQUIVALENT IN TONS OF HONEY

(ALL FIGURES REPRESENT TONS EXCEPT WHERE OTHERWISE SHOWN)

10 YEAR  
AVERAGE  
\$39,054

10 YEAR  
AVERAGE  
2092  
TONS

2167	2335	2056	2241	2201	2230	2291	2088	1786	1525
\$	\$	\$	\$	\$	\$	\$	\$	\$	\$
40,456	43,586	38,370	41,834	41,084	41,622	42,768	38,984	33,338	28,506
1959-60	1960-61	1961-62	1962-63	1963-64	1964-65	1965-66	1966-67	1967-68	1968-69

## J. HONEY SUPPLIED TO AUTHORITY (IN TONS)

1114  
TONS

1114  
TONS

827	1002	1326	1500	1461	750	1067	601	494	2116
1959-60	1960-61	1961-62	1962-63	1963-64	1964-65	1965-66	1966-67	1967-68	1968-69

## TOTAL I and J

**TOTAL ANNUAL TONNAGE OF HONEY ACCOUNTED FOR EITHER BY SUPPLY TO THE AUTHORITY OR LOCAL SALES ON WHICH SEALS LEVY WAS PAID BY PRODUCERS AND PACKERS (IN TONS)**

3206  
TONS

3206  
TONS

2994	3337	3382	3741	3662	2980	3358	2689	2280	3641
1959-60	1960-61	1961-62	1962-63	1963-64	1964-65	1965-66	1966-67	1967-68	1968-69

**Note:** The above figures do not include sales made by producers on which seals levy is exempt.

NEW ZEALAND HONEY MARKETING AUTHORITY

K. EXPORT SALES (IN TONS) BY AUTHORITY

(COMPLETED SALES—NOT INCLUDING FORWARD SALES)

10 YEAR  
AVERAGE

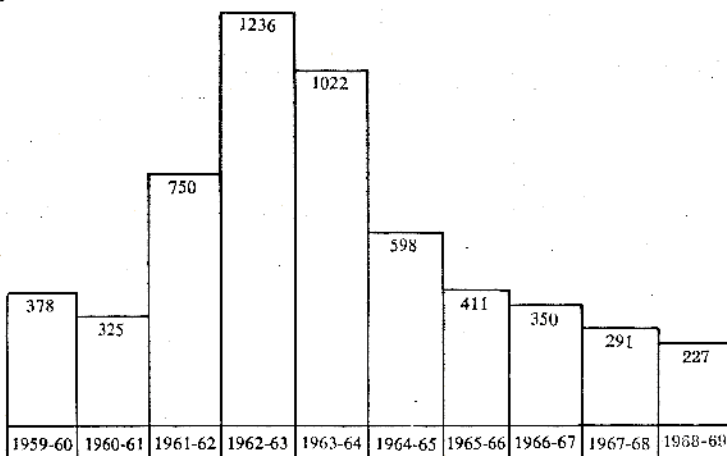
559

TONS

10 YEAR  
AVERAGE

559

TONS



L. NEW ZEALAND SALES (IN TONS) BY AUTHORITY

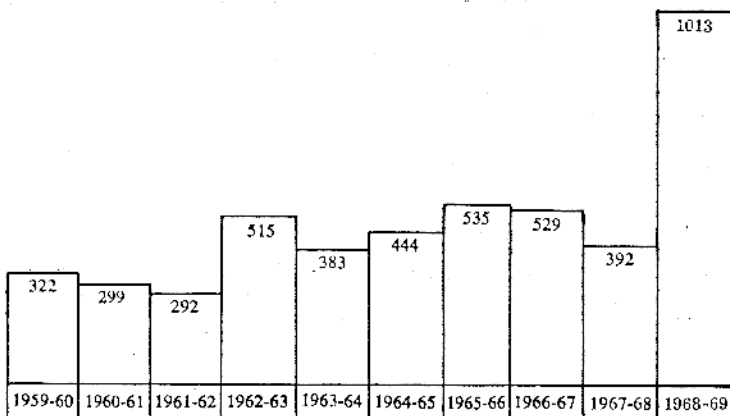
(BULK AND RETAIL PACKS)

472

TONS

472

TONS





NEW ZEALAND HONEY MARKETING AUTHORITY

M. PARTICULARS OF SUPPLY — 2 YEARS 1967/1969

RECEIPTS — 2 YEARS 1967/69

	1968/69 Tons Received	1967/68 Tons Received
AUCKLAND .. .. .	773	225
NAPIER .. .. .	24	23
GREYMOUTH .. .. .	73	50
CHRISTCHURCH .. .. .	49	16
TIMARU .. .. .	119	29
DUNEDIN .. .. .	92	59
INVERCARGILL .. .. .	133	92
BLENHEIM .. .. .	12	—
CHRISTCHURCH BRANCH .. .. .	163	—
TIMARU BRANCH .. .. .	678	—
	<hr/> 2116	<hr/> 494

GRADINGS OF HONEY SUPPLIED — 2 YEARS 1967/1969

	1968/69 Tons	1967/68 Tons
WHITE CLOVER AND MIXED WHITE .. .. .	1400	227
EXTRA LIGHT AMBER .. .. .	335	118
LIGHT AMBER .. .. .	271	123
MEDIUM AMBER .. .. .	107	25
DARK AMBER .. .. .	3	1
	<hr/> 2116	<hr/> 494

N. PARTICULARS OF SALES COMPLETED DURING YEAR  
ENDED AUGUST 31st 1969

GRADING OF HONEY SOLD OVERSEAS 1968/69

BULK — WHITE CLOVER AND MIXED WHITE .. .. .	108
RATA .. .. .	16
MEDIUM AMBER .. .. .	¼
LIGHT AMBER .. .. .	5
EXTRA LIGHT AMBER .. .. .	30½
RETAIL PACKS —	
“IMPERIAL BEE” BRAND — CLOVER BLEND .. .. .	41
“HONEYGOLD” BRAND — LIGHT AMBER BLEND .. .. .	¼
NAMED FLORAL SOURCES — MIXED .. .. .	24
BRANCHES “HOLLANDS” “MEADOWCROFT” “3 BEES” .. .. .	2
	<hr/> 227

NEW ZEALAND HONEY MARKETING AUTHORITY

LOCAL SALES DURING YEAR ENDING 31st AUGUST 1969

		Gradings	Tons
BULK —	WHITE CLOVER AND MIXED WHITE .. .. .		2
	EXTRA LIGHT AMBER .. .. .		16¼
	LIGHT AMBER .. .. .		6
	MEDIUM AND DARK AMBER .. .. .		18
	KAMAHI .. .. .		8½
	<b>Total Bulk</b> .. .. .		<hr/> 50¾
RETAIL PACKS —	"IMPERIAL BEE" BRAND — CLOVER BLEND .. ..		145½
	"HONEYGOLD" BRAND — LIGHT AMBER BLEND ..		75½
	NAMED FLORAL SOURCES — MIXED .. .. .		95¼
	BRANCHES "HOLLANDS" "MEADOWCROFT" "3 BEES"		646
			<hr/> 1013

O. PARTICULARS OF CLOSING HONEY STOCKS

FORWARD AND UNCOMPLETED SALES AS AT 31st AUGUST, 1969

		Tons	Gradings		Tons
Overseas	UNITED KINGDOM	68 (42)	WHITE CLOVER & MIXED WHITE	54	( 14)
			EXTRA LIGHT AMBER .. .. .	11	( 12)
			LIGHT AMBER .. .. .	3	( —)
			MEDIUM & DARK AMBER .. .. .	11	( 2)
			RATA .. .. .		( 16)
Local	.. .. .	82 (25)	KAMAHI .. .. .		( —)
			"IMPERIAL BEE" RETAIL PACKS ..	8	( 8)
			"HONEYGOLD" RETAIL PACKS ..	16	( 7)
			"SELECTED SOURCES" Retail Packs	10	( 8)
			BRANCHES: "HOLLAND" "S"		
			"MEADOWCROFT" "3 BEE'S" RETAIL PACKS .. .. .	35	( —)
		<hr/> 150 ( 67)		<hr/> 150 ( 67)	

NEW ZEALAND HONEY MARKETING AUTHORITY

UNSOLD AS AT 31st AUGUST, 1969

Gradings	Afloat or Overseas Tons	Tons Held in N.Z.	Total Tons
BULK—WHITE CLOVER & MIXED			
WHITE .. .. .	44 (4)	674 (105)	718 (109)
EXTRA LIGHT AMBER ..		140 (28)	140 (28)
LIGHT AMBER .. .. .		74 (22)	74 (22)
KAMAHI .. .. .		91 (23)	91 (23)
RATA .. .. .		6 (35)	6 (35)
MANUKA .. .. .		46 (24)	46 (24)
BUTTERCUP .. .. .		31 (—)	31 (—)
REWAREWA .. .. .		16 (—)	16 (—)
THYME .. .. .		14 (—)	14 (—)
MANUFACTURING .. ..		48 (13)	48 (13)
TAWARI .. .. .		62 (—)	62 (—)
	<u>44 (4)</u>	<u>1202 (250)</u>	<u>1246 (254)</u>

Note: 1967/68 Figures in Parenthesis.

# THE CHILDREN OF TODAY ... ARE THE PARENTS OF TOMORROW



## The story of **BEES** and **HONEY**

This educational booklet for school children has been published by the **HONEY MARKETING AUTHORITY** in the interests of the industry.

The first printing of 12,000 copies has been taken by schools throughout New Zealand; — a reprint is in production.