



**New Zealand Honey Marketing Authority**

# **21st Annual Report & Statement of Accounts**

**for Year Ended August 31st 1974**



# New Zealand Honey Marketing Authority

**GENERAL MANAGER**  
CURTIS WICHT A.N.Z.I.M. Dip. M.

**SECRETARY**  
C. W. CARR, A.C.A.

## HEAD OFFICE, STORE AND PROCESSING PLANT

CNR. GARFIELD AND CHURTON STS., PARNELL, AUCKLAND

POSTAL ADDRESS	CABLE ADDRESS	TELEPHONE
P.O. BOX 2615, AUCKLAND	"HONEYMARK" AUCKLAND	362-574 AUCKLAND

## BRANCH PROCESSING PLANTS

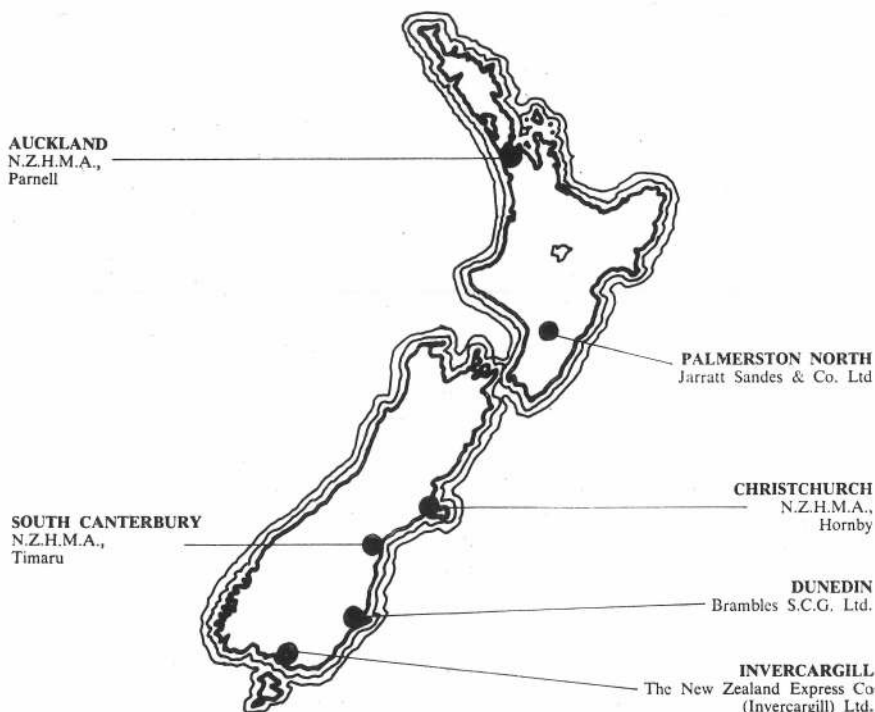
16 HORTON ROAD  
PLEASANT POINT, TIMARU

**PLANT MANAGER**  
W. MERRITT

235 BUCHANANS ROAD  
HORNBY CHRISTCHURCH

**PLANT MANAGER**  
J. OLYKAN

## HONEY RECEIVING DEPOTS



**NEW ZEALAND  
HONEY MARKETING AUTHORITY**

**MEMBERS OF AUTHORITY  
AS AT AUGUST 31 st, 1974**

**PRODUCER MEMBERS**

R. F. POOLE, Christchurch (Chairman)  
A. K. ECROYD, Christchurch (Deputy Chairman)  
B. W. FORSYTH, J.P., N.D.Ap. (N.Z.) Ohaupo  
F. A. BARTRUM, Pleasant Point Timaru

**GOVERNMENT REPRESENTATIVE**

E. W. LEE, A.C.A., Wellington

---

**TABLE OF CONTENTS**

Membership of Authority .....	3
Report to Minister of Agriculture and Fisheries .....	4-5
Report of the Audit Office .....	5
<b>Financial Section</b>	
Income and Expenditure Account .....	6
Appropriation Account .....	7
Statement of Source and Application of Funds .....	7
Balance Sheet .....	8-9
<b>Statistical Section</b>	
A. Analysis of New Zealand Trading .....	10
B. Analysis of Overseas Trading .....	10
C. Analysis of Closing Honey Stocks .....	10
D. Particulars of Honey Levy Revenue .....	11
E. Distribution of Honey Levy .....	11
F. Particulars of Distribution to Suppliers .....	11
G. Comparison of Overall Average Payments per lb. ....	12
H. Seals Revenue (10 years) .....	12
I. Supply to Authority (10 years) .....	12
J. Export Sales by Authority (10 years) .....	13
K. New Zealand Sales by Authority (10 years) .....	13
L. Particulars of Supply .....	14
M. Particulars of Overseas and New Zealand Sales .....	14-15
N. Particulars of Closing Honey Stocks .....	15

**NEW ZEALAND  
HONEY MARKETING AUTHORITY**

**TWENTY FIRST ANNUAL REPORT**

**and**

**STATEMENT OF ACCOUNTS**

The Hon. Minister of Agriculture and Fisheries,  
Parliament Buildings,  
WELLINGTON.

Dear Sir,

In accordance with Section 11 of the Primary Products Marketing Act, 1953, I am submitting to you the Annual Report of the N.Z. Honey Marketing Authority for the year ended August 31st, 1974.

**Personnel of Authority:**

The membership of the Authority is unchanged from that advised in my report to you last year.

**Conditions of Supply:**

With the change to metrication, the advance payment was expressed in cents per kilogram and some new incentive payments were offered this year.

The advance was 40c per kg. with an early delivery bonus of 1c per kg. for honey supplied up to 31/3/74, and  $\frac{1}{2}$ c per kg. for honey supplied in April. A bonus of  $1\frac{1}{2}$ c per kg. for water white honey (honey grading 0 to 9 mm on the Pfund scale) was also offered as was a freight allowance on honey where the supplier lives more than 50 miles from a branch or depot.

**Production and Intake:**

Very few areas reported above average crops, and many had lower crops than expected. As a result the intake to the Authority was only 1457 tonnes — 665 tonnes down on last year, and the lowest intake since 1968.

**Payout:**

In accordance with a directive from yourself, the Authority announced early in the year that the payout would be a minimum of 52c per kg. average, with a maximum — subject to trading results of 55c per kg. average. I am pleased to report that trading results allowed the higher figure to be paid, and this resulted in a payout of 56.62 cents per kg. for 100 point honey.

**Marketing:**

The high overseas prices which had been experienced last year were not maintained this year, due to a general downturn in world demand. However, as shown by the intake figure earlier in this report, the amount of honey the Authority had available for export was less than in recent years with the result that the lower overseas prices did not seriously affect the trading results. Sales within New Zealand continue to be satisfactory.

**Land and Buildings:**

Steps are being taken towards upgrading the Authority's packing plants to keep them on a high level as regards hygiene and productive capacity. Investigations are being pursued with a view to obtaining more suitable premises in Auckland for the Authority's operations.

**Staff:**

During the year the Authority's General Manager, Mr C. W. Carr asked to be relieved of his position, but wished to continue in the Authority's employ. Mr Curtis Wicht was appointed General Manager, and Mr Carr reverted to the position he had held some two years earlier of Secretary/Accountant.

**Reserves:**

After making the maximum payout permissible as referred to earlier, there remained a surplus from trading of \$82,405 which was put into various reserve accounts, thus further strengthening the Authority's financial position.

Yours faithfully,

R. F. POOLE (Chairman)

---

**FINANCIAL SECTION****REPORT OF THE AUDIT OFFICE**

To the Chairman and Members of the New Zealand Honey Marketing Authority.

The Audit Office, acting under statutory authority, has audited the accounts of the New Zealand Honey Marketing Authority for the year ended August 31st, 1974.

The audit included such reviews of the accounting procedures and tests of the accounting records and other supporting evidence as were considered necessary in terms of Section 20, Public Revenue Act, 1953. All the information and explanations required have been obtained. The financial transactions which have come under notice have been within statutory authority.

In the opinion of the Audit Office the attached Balance Sheet together with the note thereon, the Income and Expenditure Account, Appropriation Account and Statement of Source and Application of Funds give a true and fair view of the state of affairs of the Authority as at August 31st, 1974 and of the results of the financial operations for the year.

G. J. CONNELLY, Deputy Controller and Auditor-General

3 December, 1974.

## INCOME AND EXPENDITURE ACCOUNT

FOR THE YEAR ENDED 31st AUGUST, 1974

1973		1974
1,742,144	<b>GROSS SALES</b>	1,008,339
129,056	Less Commissions and Delivery Charges .....	60,689
128,370	Manufacturing and Processing Costs .....	159,039
		219,728
1,484,718	<b>GROSS REALISATION</b>	788,611
—	Interest Received	5,665
1,484,718		794,276
	<b>Less Other Expenses:</b>	
10,219	Store Operating and Depot Charges .....	10,680
17,175	Depot Handling .....	9,886
46,464	Containers .....	38,461
19,793	Freight and Cartage .....	15,641
7,605	General Expenses .....	9,351
5,335	Postage, Tolls, Telephones .....	4,443
2,590	Printing and Stationery .....	4,196
328	Repairs and Maintenance—Office Equipment	334
28,281	Salaries and Superannuation .....	31,879
2,052	Interest — Reserve Bank .....	235
6,759	Interest — S.A.C. Loan .....	6,511
5,816	Rates and Rent .....	3,845
2,728	Insurance .....	2,754
1,434	Repairs and Maintenance — Building .....	3,904
7,391	Depreciation .....	5,043
8	Advertising (Overseas) .....	452
532	Marketing Board Election Expenses .....	737
4,650	Marketing Board Honoraria .....	5,350
4,313	Marketing Board Travelling Expenses .....	3,410
336	Legal Expenses .....	370
173,809		157,482
1,310,909		636,794
	<b>VARIATION IN OPENING AND CLOSING STOCKS</b>	
340,282	Opening Stock .....	280,680
280,680	Closing Stock .....	509,079
59,602		228,399
1,251,307	<b>NET REALISATION</b>	865,193
20,450	Plus Seals Levy (Net) .....	35,532
	less payment N.B.A. ....	4,000
\$1,271,757	Balance transferred to Appropriation Account	\$896,725

**APPROPRIATION ACCOUNT**  
**FOR THE YEAR ENDED 31st AUGUST, 1974**

1973		1974
1,271,757	Surplus transferred from Income and Expenditure A/C	896,725
	Less TRANSFERS TO RESERVES	
	Mortgage Redemption Reserve — Principal Repayments	
4,848	— Auckland	5,093
—	— Timaru	209
		5,302
25,000	Overhead Equalisation Reserve	25,000
282,690	General Reserve	52,103
<hr/>		
959,219		814,320
5,806	Less Balance of Goodwill Written Off	—
<hr/>		
\$953,413	<b>BALANCE PAID TO SUPPLIERS</b>	<b>\$814,320</b>
<hr/>		

**STATEMENT OF SOURCE AND APPLICATION OF FUNDS**  
**FOR THE YEAR ENDED 31st AUGUST, 1974**

1973		1974
	<b>Source</b>	
1,271,757	Surplus of Income and Expenditure Account	896,725
7,391	Expense not requiring funds — Depreciation	5,043
<hr/>		
1,279,148	Net Funds from Operations	901,768
953,413	Distributed to Suppliers	814,320
<hr/>		
325,735	Net Funds Retained from Operations	87,448
5,300	Plus New SAC Mortgage on Timaru Property	—
<hr/>		
\$331,035		<b>\$87,448</b>
<hr/>		
	<b>Application</b>	
4,848	Mortgage Repayments — Auckland	5,093
	— Timaru	209
		5,302
42,778	Net Purchases of Fixed Assets	3,563
	Net Current Assets:	
(23,005)	Increase in Debtors	65,680
(81,970)	Increase in Stocks	248,995
144	Reduction in Creditors	7,251
<hr/>		
(104,831)		321,926
	<b>Less</b>	
(284,295)	Reduction in Net Bank Balances	141,371
(103,945)	Increase in Honey Suppliers Final Payment Due	101,972
<hr/>		
(388,240)		243,343
<hr/>		
283,409	Increase in Net Current Assets	78,583
<hr/>		
£331,035		<b>\$87,448</b>
<hr/>		

NEW ZEALAND HONEY MARKETING AUTHORITY

		<b>BALANCE</b>	
		<b>AS AT 31st</b>	
		<b>1974</b>	
1973			
<b>CURRENT LIABILITIES</b>			
11,018	Trade Creditors .....	3,767	
114,704	Honey Suppliers Final Payment .....	216,676	
<u>125,722</u>	<b>TOTAL CURRENT LIABILITIES .....</b>		<b>220,443</b>
 <b>RESERVES AND ACCUMULATED FUNDS</b>			
83,040	Accumulated Funds .....	83,040	
80,000	Stock Fluctuation Account .....	80,000	
50,000	Overhead Equalisation Reserve .....	75,000	
283,460	General Reserve .....	352,063	
<u>496,500</u>	<b>TOTAL RESERVES AND ACCUMULATED FUNDS .....</b>		<b>590,103</b>
 <b>LONG TERM LIABILITIES AND CAPITAL RESERVES</b>			
180,000	Loans — S.A.C. — Auckland .....	180,000	
(47,666)	Less Repayments to 31.8.74 .....	52,759	127,241
5,300	S.A.C. — Timaru .....	5,300	
—	Less Repayments to 31.8.74 .....	209	5,091
57,665	Mortgage Redemption Reserve .....	62,967	
16,500	Plant Development Reserve .....		
<u>211,799</u>	<b>TOTAL LONG TERM LIABILITIES AND CAPITAL RESERVES .....</b>		<b>195,299</b>
 <u>834,021</u>			 <u>\$1,005,845</u>

**VALUATION OF UNSOLD**

Unsold bulk honey stocks at 31st August, 1973 were valued at 11½ cents per lb. (25.35 cents per kg.)

Unsold bulk honey stocks at 31st August, 1974 were valued at



NEW ZEALAND HONEY MARKETING AUTHORITY

**SHEET**  
**AUGUST, 1974**

1973				1974
	<b>CURRENT ASSETS</b>			
140	Cash on hand			140
	Bank Accounts:			
32,549	Bank of New Zealand No. 1 Account	5,761		
110,000	Bank of New Zealand No. 2 Account			
4,583	Reserve Bank			5,761
	Debtors			
26,234	Local	135,753		
70,583	Overseas	25,517		
18,737	Seals	19,964		181,234
	<b>Honey Stock — Auckland</b>			
47,956	Unsold Bulk Stock	423,060		
159,000	Forward Sales	47,136		470,196
	<b>Honey Stock — Christchurch and Timaru</b>			
46,405	Unsold Bulk Stock	10,314		
27,319	Forward Sales	28,569		38,883
	Stocks at Cost			
60,385	Containers, Packing & Other Materials			80,981
603,891	<b>TOTAL CURRENT ASSETS</b>			777,195
	<b>FIXED ASSETS — At Cost less Accumulated Depreciation</b>			
		Cost	Depreciation	Book Value
20,850	Land	20,850		20,850
180,108	Buildings	206,673	27,794	178,879
22,081	Plant & Equipment	75,870	54,493	21,377
	Office Furniture			
2,400	and Equipment	11,431	8,148	3,283
4,691	Loose Tools	4,261	—	4,261
		319,085	90,435	228,650
230,130	<b>TOTAL FIXED ASSETS</b>			228,650
<u>\$834,021</u>				<u>\$1,005,845</u>

**BULK HONEY STOCKS**

standard value of 52 cents per kg. — the rate fixed by The Minister of Agriculture & Fisheries as the guaranteed minimum average payout for honey supplied to the Authority for the 1973/74 season.

R. F. POOLE  
Chairman

22.11.74

## FINANCIAL STATISTICS

## A. ANALYSIS OF NEW ZEALAND TRADING

1973			1974	
Tonnes	\$		Tonnes	\$
549	351,942	<b>New Zealand Sales — Gross Realisation</b>	780½	658,944
		<b>Less Selling and Distributing Charges</b>		
	6,942	Commission		18,856
	23,151	Freight and Cartage		26,301
<u>549</u>	<u>321,849</u>		<u>780½</u>	<u>613,789</u>

## B. ANALYSIS OF OVERSEAS TRADING

1973			1974	
Tonnes	\$		Tonnes	\$
498	314,658	<b>Overseas Sales — Gross Realisation</b>	105	86,971
1328	1,075,544	Through Kimpton Bros Ltd	293	262,424
<u>1826</u>	<u>1,390,202</u>	Direct Sales	<u>398</u>	<u>349,395</u>
	85,219	<b>Less Charges to F.O.B. Freight and general</b>		
	615	export expenses		12,863
	10,938	Marine Insurance		158
	2,191	Commission		2,511
		Incentive Commission		
<u>1826</u>	<u>1,291,239</u>	Realisation ex-N.Z. Store	<u>398</u>	<u>333,863</u>
		<b>Less Indirect Charges</b>		
		Overseas Promotion and Advertising		452
<u>1826</u>	<u>1,291,239</u>		<u>398</u>	<u>333,411</u>

## C. ANALYSIS OF CLOSING HONEY STOCKS

1973			1974	
Tonnes	\$		Tonnes	\$
160½	117,977	<b>Overseas</b>		
		Forward Sales (at estimated ex-store		
		Valuation)		
		<b>New Zealand</b>		
110	68,342	N.Z. Forward Sales (at estimated ex-store	83	75,705
		valuation)		
372	94,361	Unsold (at standard valuation 1973—25.353c		
		per kg., 1974 52c per kg.)	833½	433,374
<u>642½</u>	<u>280,680</u>		<u>916½</u>	<u>509,079</u>

**D. PARTICULARS OF HONEY LEVY REVENUE**

1973		1974
\$		\$
669	Sales of Adhesive Weight Stickers .....	2,514
21,203	Seals Authorities — Waxed Carboard Containers .....	25,076
2,125	Seals Authorities — Canisters .....	6,105
1,489	Seals Authorities — Labels and other Sources .....	2,976
<u>25,486</u>		<u>36,671</u>

**E. DISTRIBUTION OF HONEY LEVY**

1973		1974
\$		\$
	<b>Direct Costs of Collection</b>	
144	Printing, etc. ....	441
	<b>Appropriations</b>	
4,000	Grant to National Beekeepers' Association of N.Z. Inc. ....	4,000
8	Advertising Honey in General .....	—
892	Financial Assistance Towards Industry Development .....	698
20,442	Balance Transferred to General Revenue .....	31,532
<u>25,486</u>		<u>36,671</u>

**F. PARTICULARS OF DISTRIBUTION TO SUPPLIERS**

1973			1974	
Kgs	\$		Kgs	\$
67,981	20,470	(a) Honey purchased from suppliers on Straight Purchase Basis .....	5,962½	2,648
		(b) Advance Payments to suppliers at 40c per kg. flat. (1972/73: 39.683c per kg. for Honey Grading 86 points or better, 35.274c per kg. for 85 points to 76 points, and 30.864c per kg. for 75 points and below.) .....	1,451,000	581,129
2,053,788	800,828	(c) Premium Bonus for honey with Colour 0-9mm .....		1,724
—	17,411	(d) Early Delivery Bonus .....		12,143
	114,704	(e) Final Payment to Suppliers .....		216,676
<u>2,121,769</u>	<u>953,413</u>		<u>1,456,962½</u>	<u>814,320</u>

STATISTICAL SECTION

**G. COMPARISON OF OVERALL AVERAGE PAYMENT PER Kg  
10 YEARS 1964/1974**

(EXCLUDING STRAIGHT PURCHASES AND BONUS PAYMENTS)

Season	Quantity Tonnes	Average Payout Points	Overall Average Payment per kg—c.	Season	Quantity Tonnes	Average Payout Points	Overall Average Payment per kg—c.
1964/65	1,318	89.32	24.78	1960/70	1,856	95.66	24.82
1965/66	720	89.75	24.96	1970/71	2,079	93.51	29.06
1966/67	569	88.29	24.40	1971/72	1,820	92.83	37.85
1967/68	287	93.22	28.77	1972/73	2,053	94.59	44.58
1968/69	1,968	96.45	24.98	1973/74	1,451	93.47	54.98

**H. SEALS AND EQUIVALENT IN TONNES OF HONEY**

(ALL FIGURES REPRESENT TONNES  
EXCEPT WHERE OTHERWISE SHOWN)

10 YEAR AVERAGE  
\$33,756

10 YEAR AVERAGE  
1,836 TONNES

2266	2328	2122	1815	1549	1575	1814	1517	1386	1994
\$	\$	\$	\$	\$	\$	\$	\$	\$	\$
41,622	42,768	38,984	33,338	28,506	28,965	33,340	27,888	25,486	36,671
1964-65	1965-66	1966-67	1967-68	1968-69	1969-70	1970-71	1971-72	1972-73	1973-74

**I. HONEY SUPPLIED TO AUTHORITY (IN TONNES)**

10 YEAR AVERAGE  
1,465 TONNES

10 YEAR AVERAGE  
1,465 TONNES

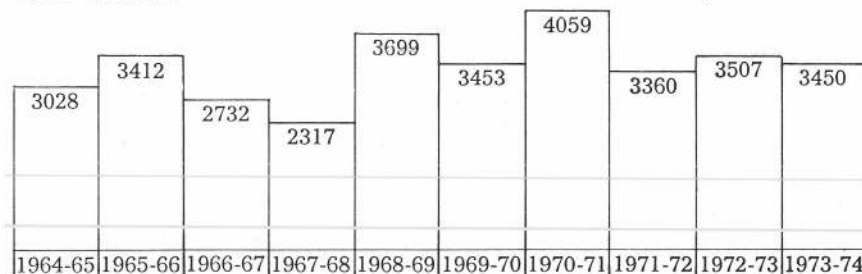
762	1084	611	502	2150	1878	2245	1843	2122	1456
1964-65	1965-66	1966-67	1967-68	1968-69	1969-70	1970-71	1971-72	1972-73	1973-74

**TOTAL H. AND I.**

**TOTAL ANNUAL TONNAGE OF HONEY ACCOUNTED FOR EITHER BY SUPPLY TO THE AUTHORITY OR LOCAL SALES ON WHICH SEALS LEVY WAS PAID BY PRODUCERS AND PACKERS (IN TONNES)**

3,301 TONNES

3,301 TONNES

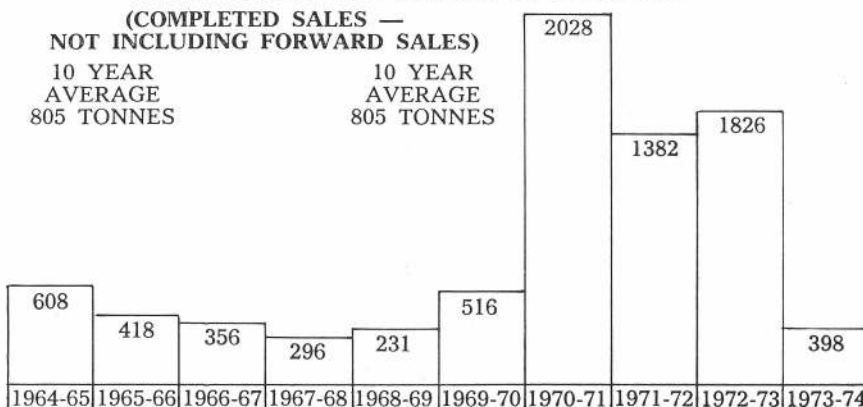


**Note:** The above figures do not include sales made by producers on which seals levy is exempt.

**J. EXPORT SALES (IN TONNES) BY AUTHORITY**

(COMPLETED SALES — NOT INCLUDING FORWARD SALES)  
10 YEAR AVERAGE  
805 TONNES

10 YEAR AVERAGE  
805 TONNES

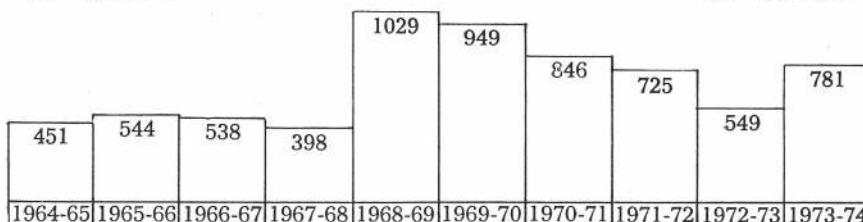


**K. NEW ZEALAND SALES (IN TONNES) BY AUTHORITY**

(BULK AND RETAIL PACKS)

681 TONNES

681 TONNES



L. PARTICULARS OF SUPPLY — 2 YEARS 1972/74  
 RECEIPTS — 2 YEARS 1972/74

	1973/74 Tonnes Received	1972/73 Tonnes Received
AUCKLAND .....	302	550
CHRISTCHURCH .....	—	270
TIMARU .....	—	157
INVERCARGILL .....	419	465
DUNEDIN .....	200	178
N.Z.H.M.A. HORNBY DEPOT .....	162	2
N.Z.H.M.A. PLEASANT POINT DEPOT .....	244	16
CHRISTCHURCH BRANCH .....	11	39
TIMARU BRANCH .....	88	312
PALMERSTON NORTH .....	30	132
	<u>1456</u>	<u>2121</u>

GRADINGS OF HONEY SUPPLIED — 2 YEARS 1972/74

	1973/74 Tonnes	1972/73 Tonnes
WHITE .....	1002	1345
EXTRA LIGHT AMBER .....	226	376
LIGHT AMBER .....	186	304
MEDIUM AMBER .....	41	77
DARK AMBER .....	1	19
	<u>1456</u>	<u>2121</u>

M. PARTICULARS OF SALES COMPLETED DURING YEAR ENDED  
 AUGUST 31st, 1974

GRADING OF HONEY SOLD OVERSEAS 1973/74

	Tonnes
BULK—WHITE .....	145
EXTRA LIGHT AMBER .....	16
LIGHT AMBER .....	46
MEDIUM AMBER .....	51
DARK AMBER .....	7
RETAIL PACKS:	
“IMPERIAL BEE” BRAND .....	36
NAMED FLORAL SOURCES .....	87
BRANCHES “HOLLANDS”, “MEADOWCROFT” .....	10
	<u>398</u>

NEW ZEALAND HONEY MARKETING AUTHORITY

LOCAL SALES DURING YEAR ENDED AUGUST 31st, 1974

GRADINGS	Tonnes
BULK—EXTRA LIGHT AMBER .....	12½
LIGHT AMBER .....	15
MEDIUM and DARK AMBER .....	½
<b>TOTAL BULK</b> .....	<b>28</b>
<b>RETAIL PACKS:</b>	
"IMPERIAL BEE" BRAND .....	125½
"HONEYGOLD" BRAND .....	36
NAMED FLORAL SOURCES .....	70½
BRANCHES "HOLLANDS", "MEADOWCROFT", "3 BEES", "CLOAKES" .....	471
<b>TOTAL</b> .....	<b>781</b>

N. PARTICULARS OF CLOSING HONEY STOCKS  
FORWARD AND UNCOMPLETED SALES AS AT AUGUST 31st, 1974

Overseas	Tonnes	Gradings	Tonnes
Japan .....	—	(160½) WHITE .....	— (79)
Local .....	83	(110) EXTRA LIGHT AMBER .....	1 (25)
		LIGHT AMBER .....	— (18)
		MEDIUM and DARK AMBER .....	— (34)
		THYME .....	— (94)
		"IMPERIAL BEE" RETAIL PACKS .....	14 (14)
		"HONEYGOLD" RETAIL PACKS .....	3 (10)
		"SELECTED SOURCES" RETAIL PACKS .....	31 (34)
		BRANCHES "HOLLANDS", "3 BEES", "CLOAKES", MEA- DOWCROFT" RETAIL PACKS .....	34 (47)
	<u>83</u>	<u>(270½)</u>	<u>83</u> <u>(270½)</u>

Note: 1972/73 figures in parenthesis.

UNSOLD AS AT AUGUST 31st, 1974 HELD IN NEW ZEALAND

	Tonnes
BULK—WHITE .....	613 (208)
EXTRA LIGHT AMBER .....	38 (61)
LIGHT AMBER .....	69½ (37)
KAMAHI .....	27 (9)
RATA .....	10 (30)
MANUKA .....	15 (11)
BUTTERCUP .....	— (6)
REWAREWA .....	9 (—)
TAWARI .....	8 (3)
MANUFACTURING .....	31 (2)
NIUE .....	13 (5)
	<u>883½</u> <u>(372)</u>

HONEY



MARK

**Trade Mark of the  
New Zealand Honey Marketing  
Authority [Registration Pending]**

